

**\*Beginning in 2017-2018, the EPP received data in bar diagram format. See below.**

Analysis of data:

A distinct concern in this data is that raters indicated that 4 of 38 candidates were not adequately prepared for their first year in the classroom. This is even more concerning since the data provides no method for disaggregating to identify rating by path to certification or program. Such indicators would be very beneficial to provide remedies.

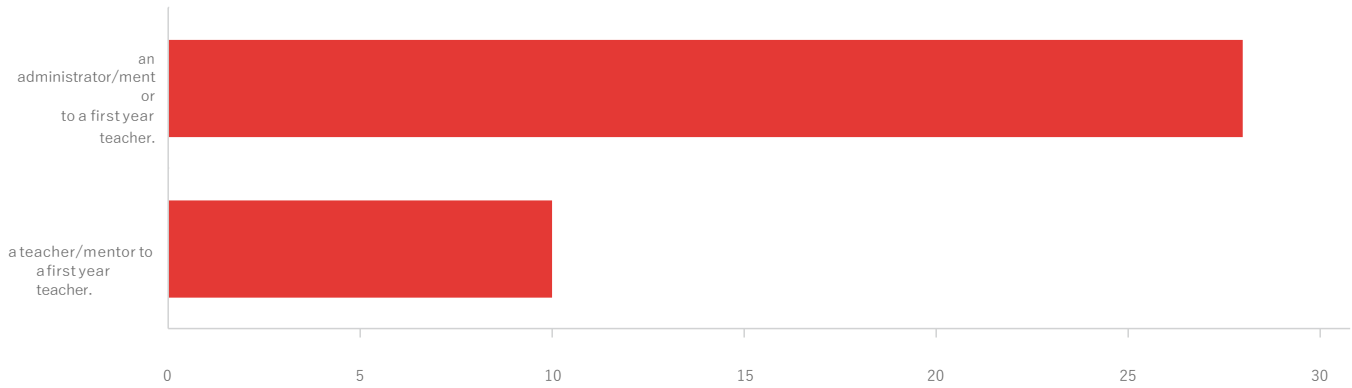
Strengths would include overall ratings of instructional strategies and instructional effectiveness with 33-38 raters choosing “agree” to “strongly agree”. Also notable is 100% of raters indicated use of technology to manage student assessment data as “agree” and “strongly agree”. 34 of 38 raters scored candidates as “agree” or “strongly agree” regarding positive impact on student learning and development.

# Admin Southwestern OK State Report

OEQA Mentor/Administrator Survey 2017-2018

June 12, 2018 8:39 PM MDT

## 1. The person completing this survey is:



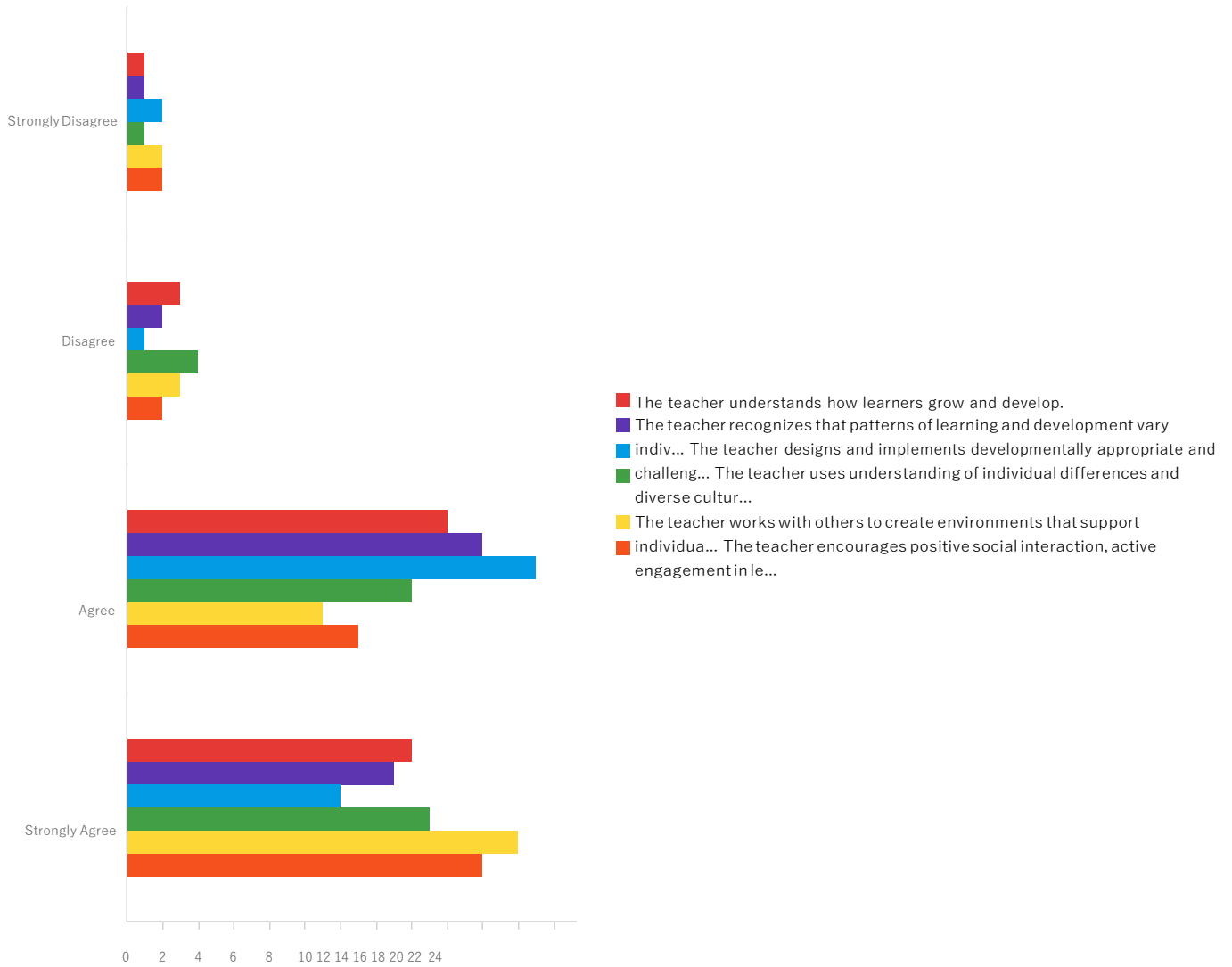
#	Field	Choice Count
1	an administrator/mentor to a first year teacher.	73.68% 28
2	a teacher/mentor to a first year teacher.	26.32% 10

38

Showing Rows: 1 - 3 Of 3

## 2. The Learner and Learning Please rate the extent to which you agree that each

statement is true of [ExternalDataReference].



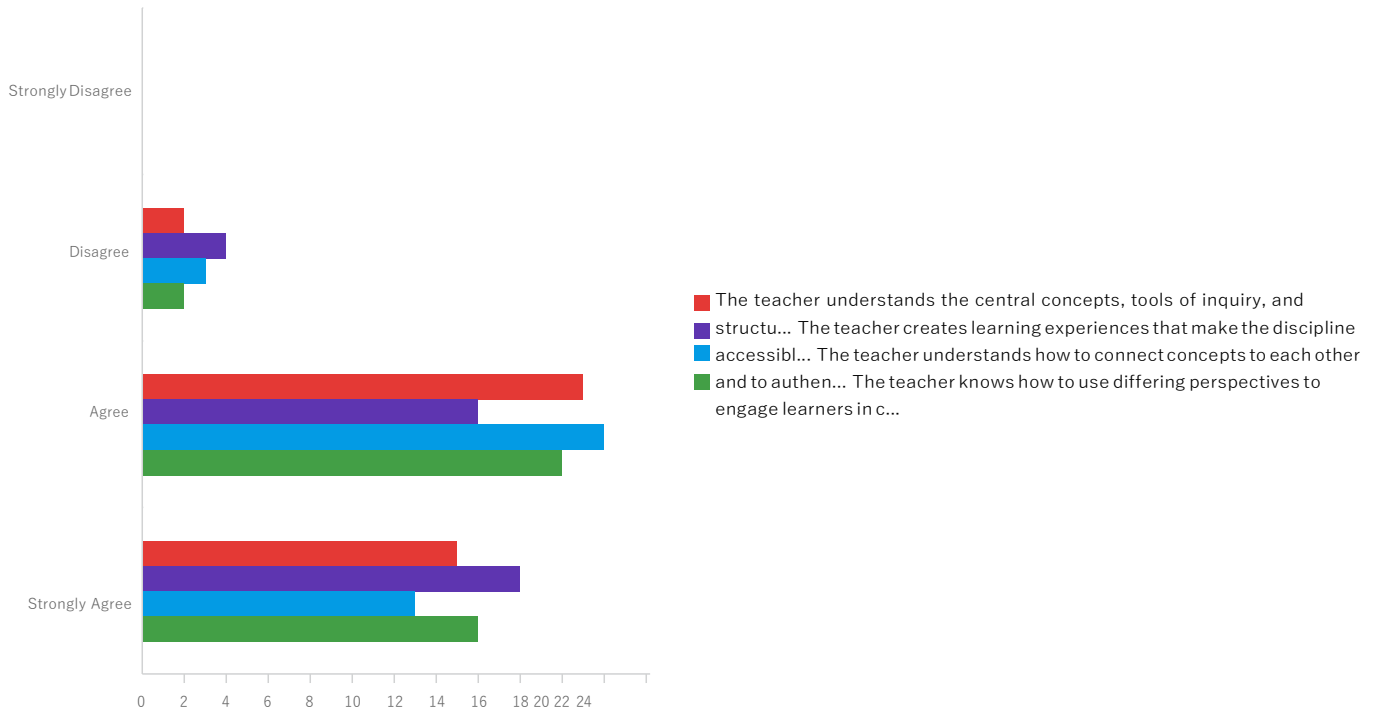
#	Field	Strongly Disagree	Disagree	Agree	Strongly Agree	Total
1	The teacher understands how learners grow and develop.	2.63% 1	7.89% 3	47.37% 18	42.11% 16	38
2	The teacher recognizes that patterns of learning and development vary individually within and across the cognitive, linguistic, social, emotional, and physical areas.	2.63% 1	5.26% 2	52.63% 20	39.47% 15	38
3	The teacher designs and implements developmentally appropriate and challenging learning experiences.	5.26% 2	2.63% 1	60.53% 23	31.58% 12	38
4	The teacher uses understanding of individual differences and diverse cultures and communities to ensure inclusive learning environments that enable each learner to meet high standards.	2.63% 1	10.53% 4	42.11% 16	44.74% 17	38

5	The teacher works with others to create environments that support individual and collaborative learning.	5.26% 2	7.89% 3	28.95% 11	57.89% 22	38
6	The teacher encourages positive social interaction, active engagement in learning, and self-motivation.	5.41% 2	5.41% 2	35.14% 13	54.05% 20	37

Showing Rows: 1 - 6 Of 6

### 3. Content Please rate the extent to which you agree that each statement is true of

[ExternalDataReference].

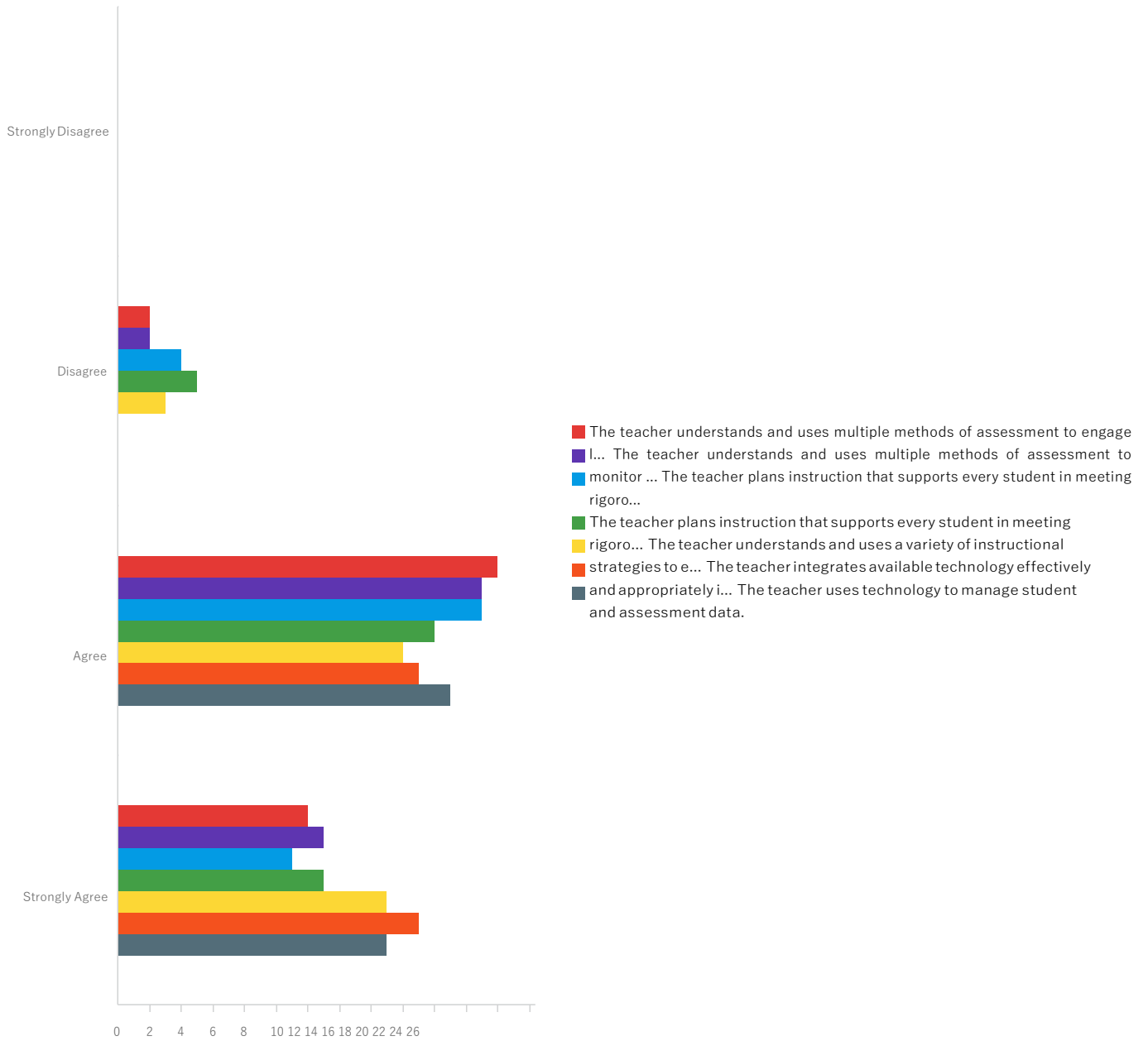


#	Field Strongly	Disagree	Disagree	Agree	Strongly Agree	Total				
1	The teacher understands the central concepts, tools of inquiry, and structures of the discipline(s) he or she teaches.	0.00%	0	5.26%	2	55.26%	21	39.47%	15	38
2	The teacher creates learning experiences that make the discipline accessible and meaningful for learners to assure mastery of the content.	0.00%	0	10.53%	4	42.11%	16	47.37%	18	38
3	The teacher understands how to connect concepts to each other and to authentic local and global issues.	0.00%	0	7.89%	3	57.89%	22	34.21%	13	38
4	The teacher knows how to use differing perspectives to engage learners in critical thinking, creativity, and collaborative problem solving.	0.00%	0	5.26%	2	52.63%	20	42.11%	16	38

Showing Rows: 1 - 4 Of 4

#### 4. Instructional Practice Please rate the extent to which you agree that each statement is

true of [ExternalDataReference].



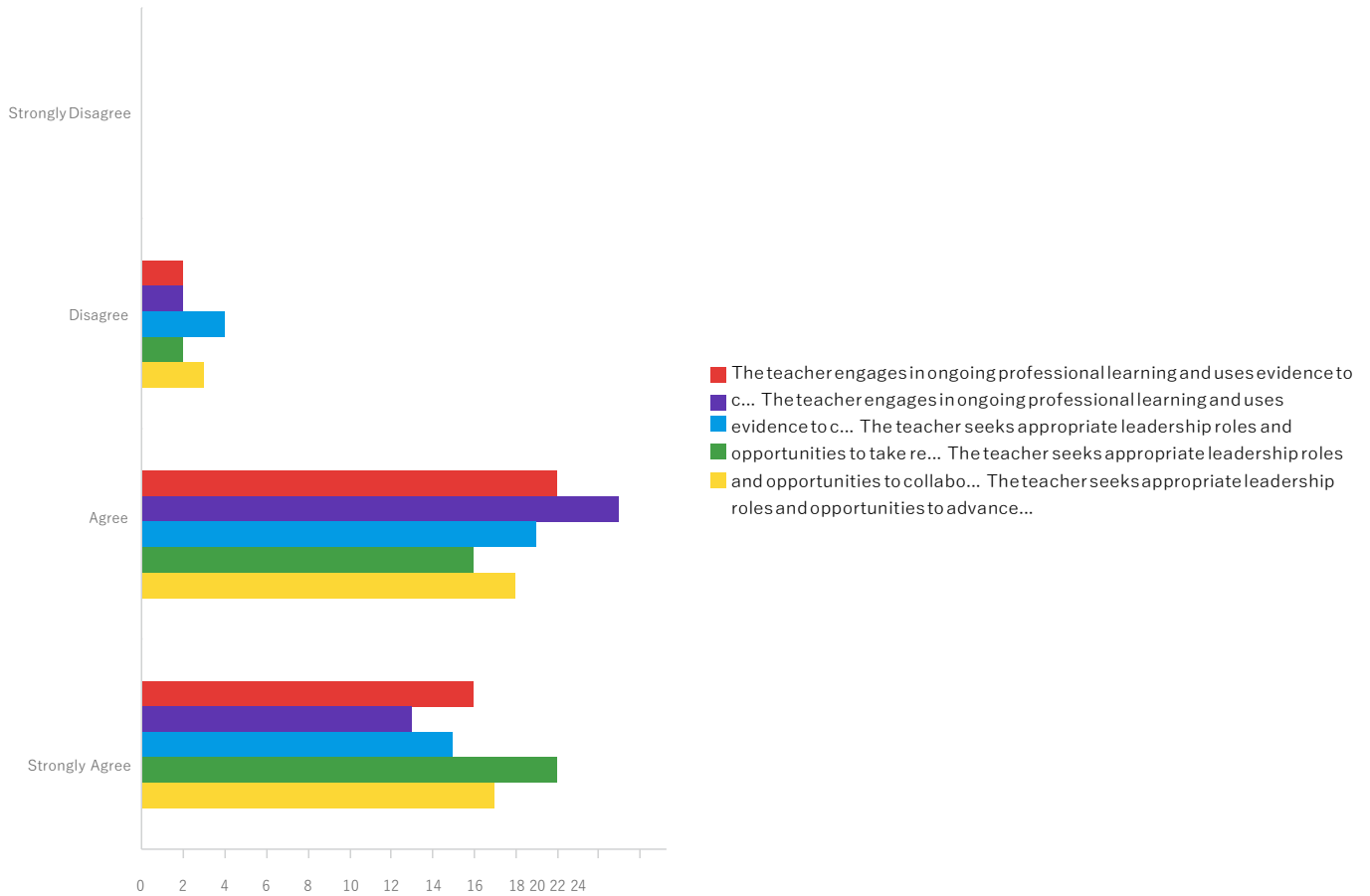
#	Field	Strongly Disagree	Disagree	Agree	Strongly Agree	Total
1	The teacher understands and uses multiple methods of assessment to engage learners in their own growth and guide learners' decision making.	0.00% 0	5.26% 2	63.16% 24	31.58% 12	38
2	The teacher understands and uses multiple methods of assessment to monitor learner progress and to guide his/her decision making.	0.00% 0	5.26% 2	60.53% 23	34.21% 13	38

3	The teacher plans instruction that supports every student in meeting rigorous learning goals by drawing upon knowledge of content areas, curriculum, cross-disciplinary skills, and pedagogy.	0.00%	0	10.53%	4	60.53%	23	28.95%	11	38
4	The teacher plans instruction that supports every student in meeting rigorous learning goals by drawing upon knowledge of learners and the community context.	0.00%	0	13.16%	5	52.63%	20	34.21%	13	38
5	The teacher understands and uses a variety of instructional strategies to encourage learners to develop deep understanding of content areas and their connections, and to build skills to apply knowledge in meaningful ways.	0.00%	0	7.89%	3	47.37%	18	44.74%	17	38
6	The teacher integrates available technology effectively and appropriately into instruction.	0.00%	0	0.00%	0	50.00%	19	50.00%	19	38
7	The teacher uses technology to manage student and assessment data.	0.00%	0	0.00%	0	55.26%	21	44.74%	17	38

Showing Rows: 1 - 7 Of 7

## 5. Professional Responsibility Please rate the extent to which you agree that each

statement is true of [ExternalDataReference].

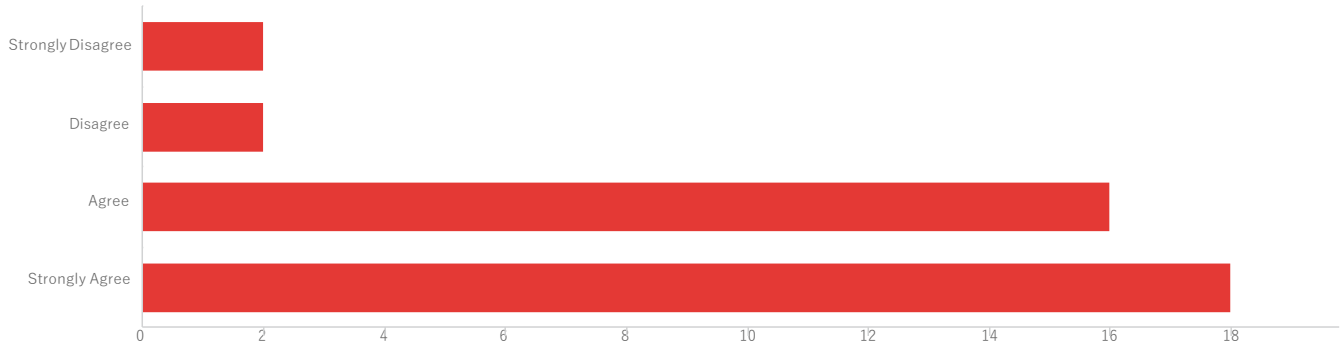


#	Field	Strongly Disagree	Disagree	Agree	Strongly Agree	Total				
1	The teacher engages in ongoing professional learning and uses evidence to continually evaluate his/her practice, particularly the effects of his/her choices and actions on others (learners, families, other professionals, and the community).	0.00%	0	5.26%	2	52.63%	20	42.11%	16	38
2	The teacher engages in ongoing professional learning and uses evidence to continually adapt practice to meet the needs of each learner.	0.00%	0	5.26%	2	60.53%	23	34.21%	13	38
3	The teacher seeks appropriate leadership roles and opportunities to take responsibility for student learning.	0.00%	0	10.53%	4	50.00%	19	39.47%	15	38
4	The teacher seeks appropriate leadership roles and opportunities to collaborate with learners, families, colleagues, other school professionals, and community members to ensure learner growth.	0.00%	0	5.26%	2	42.11%	16	52.63%	20	38
5	The teacher seeks appropriate leadership roles and opportunities to advance the profession.	0.00%	0	7.89%	3	47.37%	18	44.74%	17	38



Showing Rows: 1 - 5 Of 5

6. Overall, [ExternalDataReference]'s preparation/route to certification effectively prepared him/her to have a positive impact on P12 student learning and development.



#	Field	Choice Count
1	Strongly Disagree	5.26% 2
2	Disagree	5.26% 2
3	Agree	42.11% 16
4	Strongly Agree	47.37% 18
		38

Showing Rows: 1 - 5 Of 5

## 7. Considering [ExternalDataReference]'s preparation in light of the needs of your school, what are your recommendations for strengthening the teacher's preparation?

Considering [ExternalDataReference]'s preparation in light of the needs of...

Bryan does a great job for us in his first year. He is not afraid to ask for help when he doesn't know how to do something. I feel he came out prepared and ready to teach right away.

I would recommend more in-class time for future teachers while in the teacher prep program.

Michael has been well prepared to be a high performing teacher.

More time in classrooms. College teachers who have been in the school classroom recently, not having spent the last 15 years teaching in college.

Ms."A" needs to be open to instructional coaching and working towards implementing best teaching practices based on feedback received as result of coaching.

Classroom Management

New teachers need to ask questions in regards to district policies and procedures since every school district is different demographically, socially and economically.

Chelsea is a wonderful teacher. She seemed very prepared for the classroom.

Kristie is a dedicated educator. She asks lots of questions and is always ready for a challenge. She has made her classroom an interesting and child appropriate place for learning. She is young and full of fresh new ideas and is a team player ready for anything.

Continue striving to be a better teacher daily. Never get comfortable with the way things are going. Continue to utilize resources and data to ensure student growth.

Katy is going to teach Spanish the following year at YHS. I recommend she continues to attend PD on how to differentiate instruction.

I have found Allison Russell to be top notch in every area. If she continues to develop, she will be a master teacher for years to come.

Planning training would be beneficial.

To continue seeking leadership roles that will further advance her knowledge base and career minded attributes. To continue to challenge herself in professional development choices that best enhance her leadership qualities.

Could use some additional effort

Constant professional development. Smaller class size and observations of effective veteran teachers.

I think April is doing a great job. I feel she is very prepared and ready to meet the needs of her students and their challenges.

Better classroom management techniques. Better small group or active learning lessons

do away with testing and longer student teaching a year of student teaching.

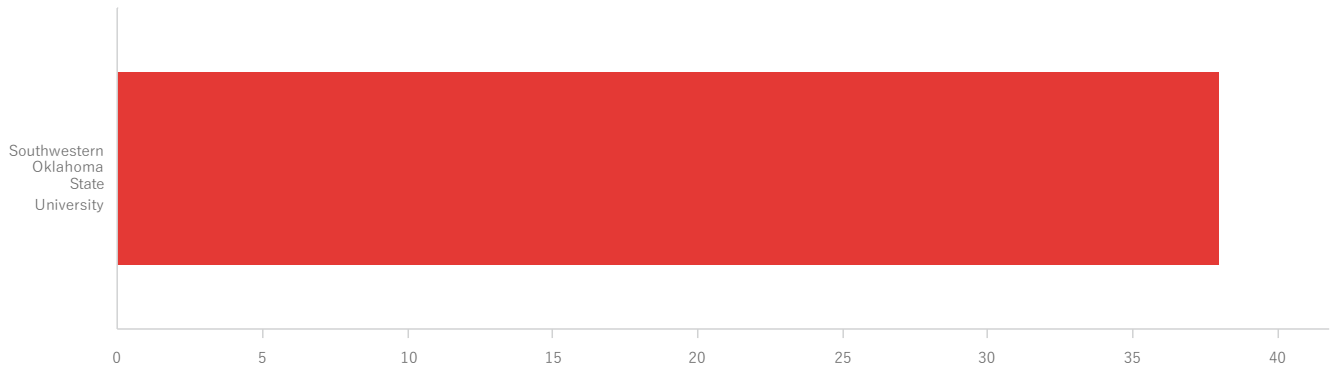
Realistic behavior management techniques with roll play as possible could greatly benefit the first year teacher.

Continued communication is vital to their well being and secureness within our facility.

Showing Records: 1 - 21 Of 21

8. [ExternalDataReference] received his/her degree at which of the following institutions?

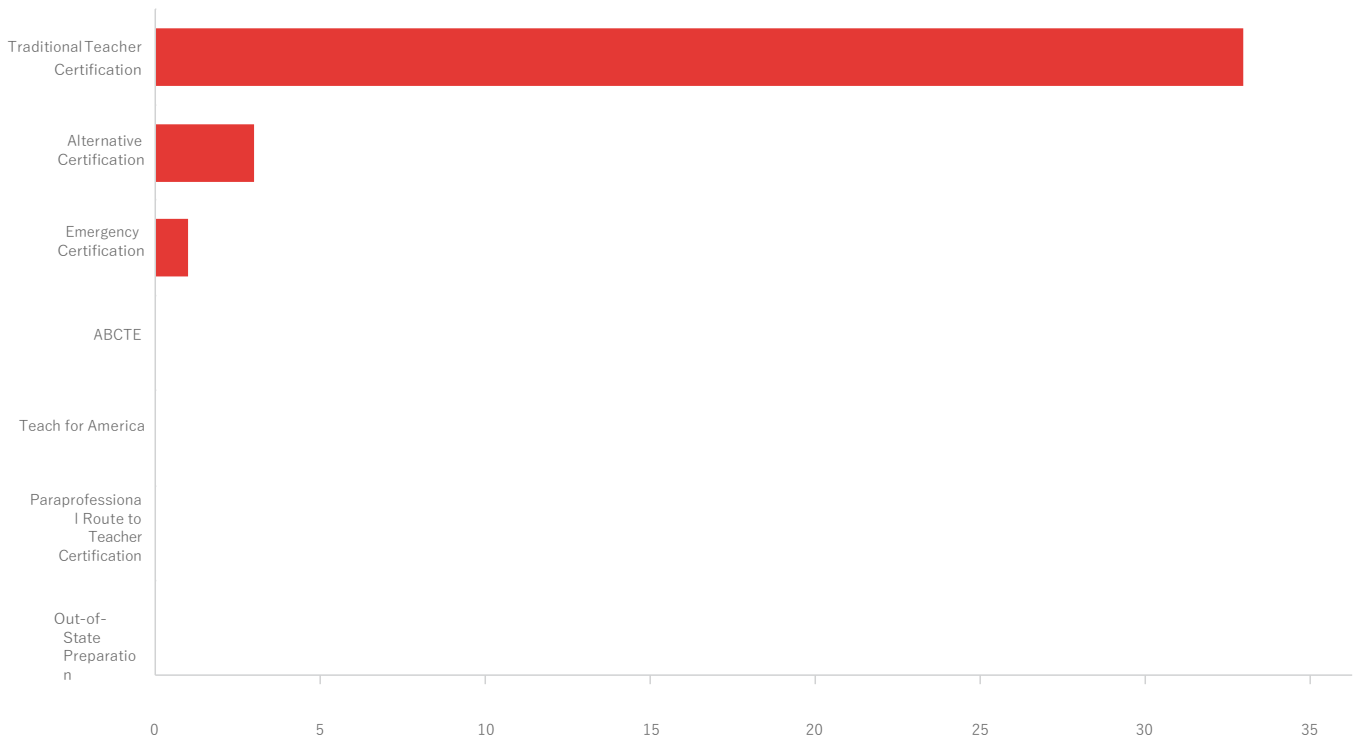
If the teacher has an alternative or emergency certificate, please select Oklahoma State Department of Education.



#	Field	Choice Count
1	Southwestern Oklahoma State University	100.00% 38

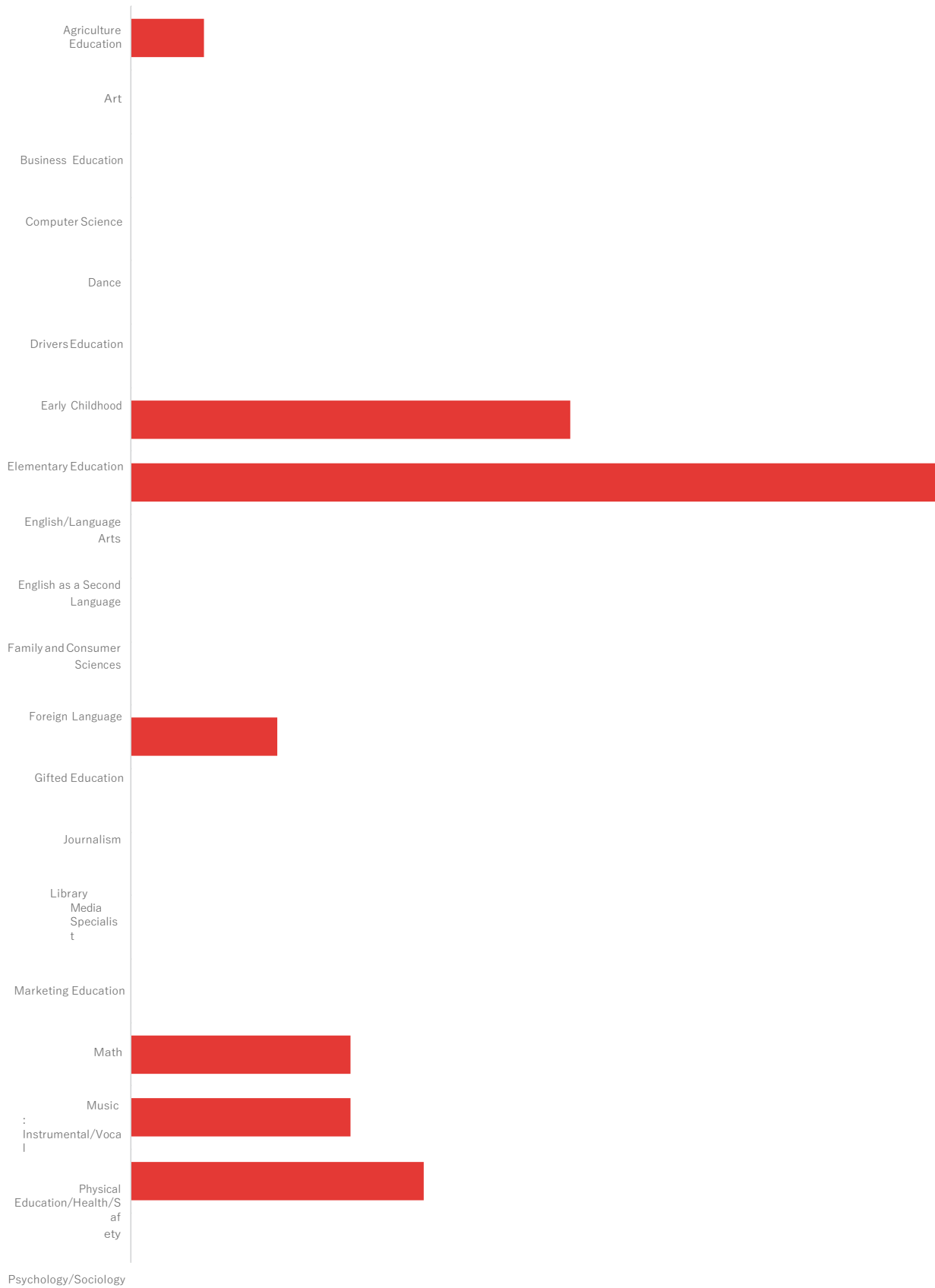
Showing Rows: 1 - 1 Of 1

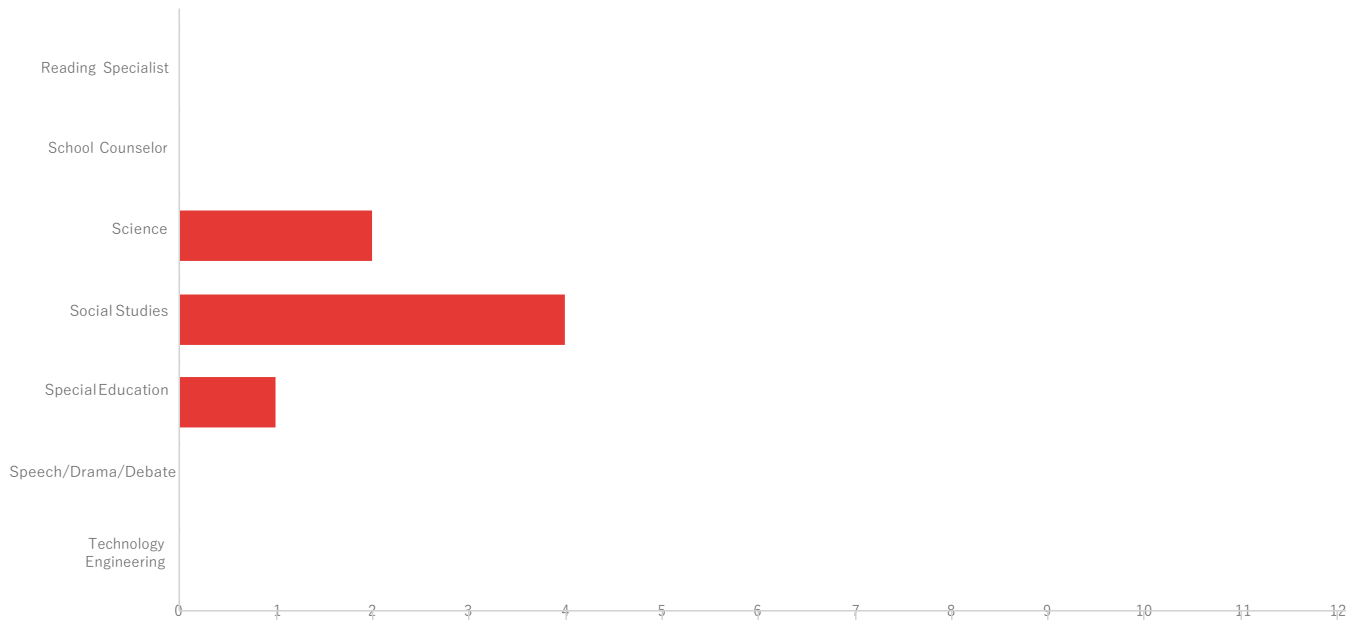
9. [ExternalDataReference] received his/her license via:



#	Field	Choice Count
1	Traditional Teacher Certification	89.19% 33
2	Alternative Certification	8.11% 3
3	Emergency Certification	2.70% 1
4	ABCTE	0.00% 0
5	Teach for America	0.00% 0
6	Paraprofessional Route to Teacher Certification	0.00% 0
7	Out-of-State Preparation	0.00% 0

10. In what area was [ExternalDataReference] initially certified? (Please check all that apply)





#	Field	Choice Count
1	Agriculture Education	2.70% 1
2	Art	0.00% 0
3	Business Education	0.00% 0
4	Computer Science	0.00% 0
5	Dance	0.00% 0
6	Drivers Education	0.00% 0
7	Early Childhood	16.22% 6
8	Elementary Education	29.73% 11
9	English/Language Arts	0.00% 0
10	English as a Second Language	0.00% 0
11	Family and Consumer Sciences	0.00% 0
12	Foreign Language	5.41% 2
13	Gifted Education	0.00% 0
14	Journalism	0.00% 0
15	Library Media Specialist	0.00% 0
16	Marketing Education	0.00% 0
17	Math	8.11% 3
18	Music: Instrumental/Vocal	8.11% 3

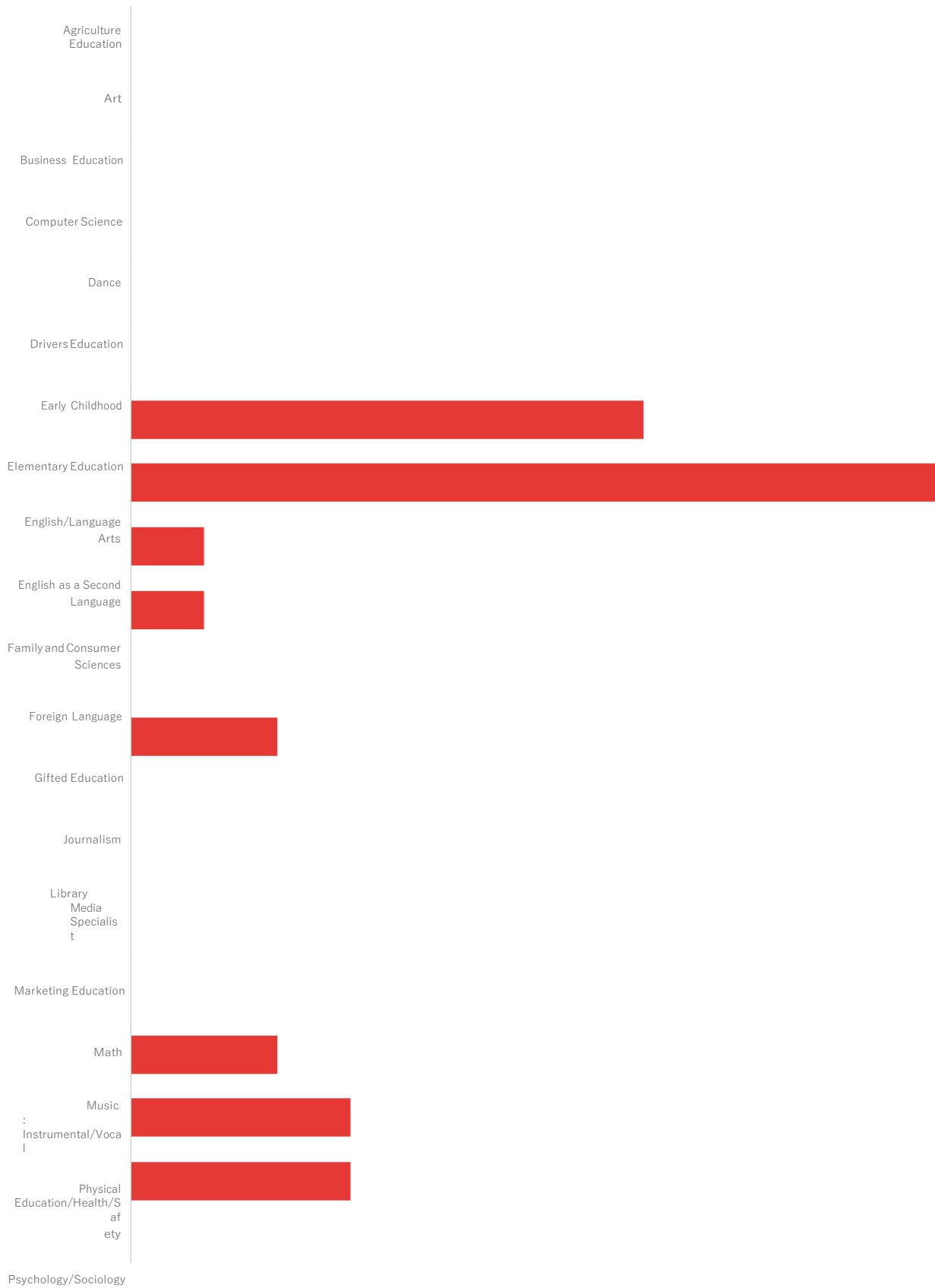


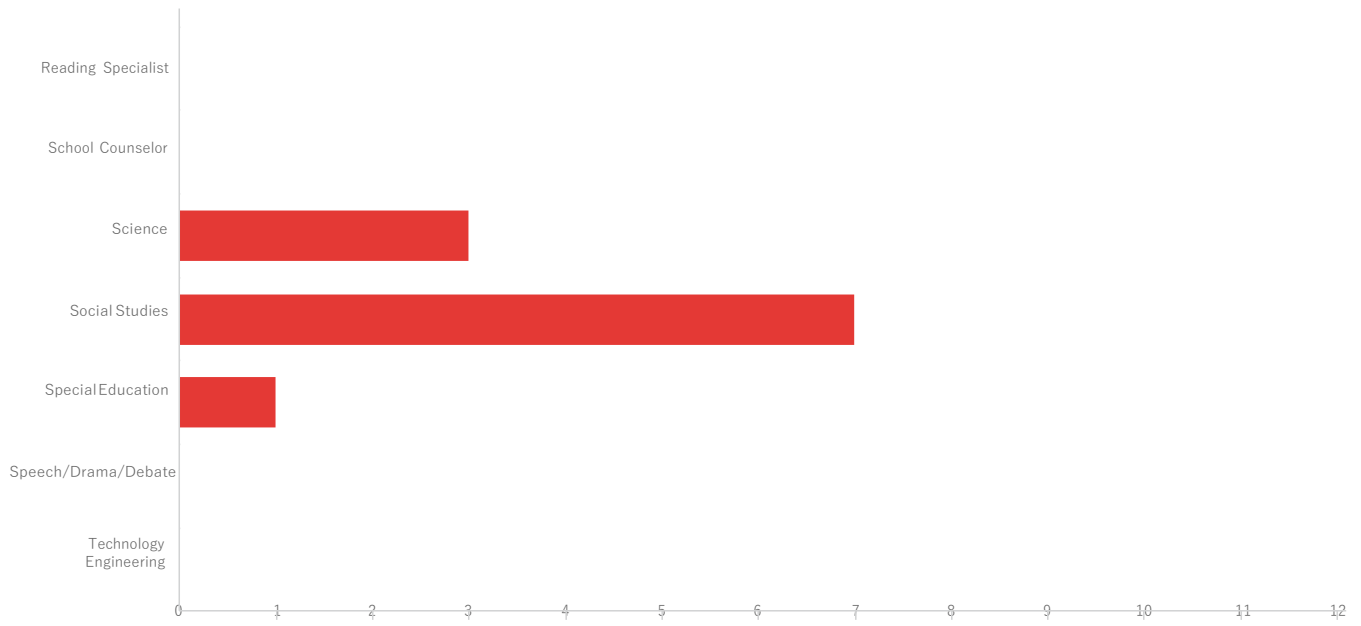
19	Physical Education/Health/Safety	10.81%	4
20	Psychology/Sociology	0.00%	0
21	Reading Specialist	0.00%	0
22	School Counselor	0.00%	0
23	Science	5.41%	2
24	Social Studies	10.81%	4
25	Special Education	2.70%	1
26	Speech/Drama/Debate	0.00%	0
27	Technology Engineering	0.00%	0

37

Showing Rows: 1 - 28 Of 28

11. What is [ExternalDataReference]'s primary teaching assignment? (Please check all that apply)





#	Field	Choice Count
1	Agriculture Education	0.00% 0
2	Art	0.00% 0
3	Business Education	0.00% 0
4	Computer Science	0.00% 0
5	Dance	0.00% 0
6	Drivers Education	0.00% 0
7	Early Childhood	17.07% 7
8	Elementary Education	26.83% 11
9	English/Language Arts	2.44% 1
10	English as a Second Language	2.44% 1
11	Family and Consumer Sciences	0.00% 0
12	Foreign Language	4.88% 2
13	Gifted Education	0.00% 0
14	Journalism	0.00% 0
15	Library Media Specialist	0.00% 0
16	Marketing Education	0.00% 0
17	Math	4.88% 2
18	Music: Instrumental/Vocal	7.32% 3

19	Physical Education/Health/Safety	7.32%	3
20	Psychology/Sociology	0.00%	0
21	Reading Specialist	0.00%	0
22	School Counselor	0.00%	0
23	Science	7.32%	3
24	Social Studies	17.07%	7
25	Special Education	2.44%	1
26	Speech/Drama/Debate	0.00%	0
27	Technology Engineering	0.00%	0
			41

Showing Rows: 1 - 28 Of  
28

**End of Report**