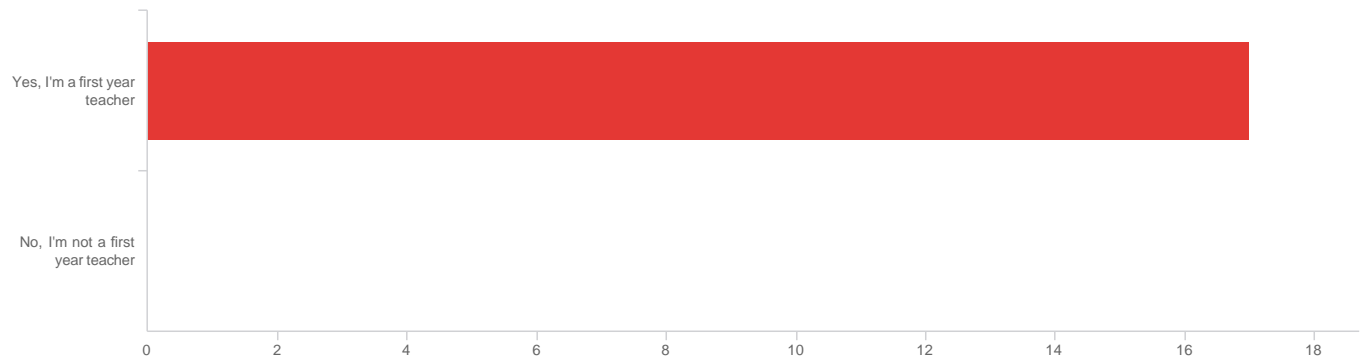


Southwestern Oklahoma State University FYT Report

OEQA First Year Teacher Survey 2020

June 21, 2020 12:07 AM CDT

1. Are you a first year teacher?

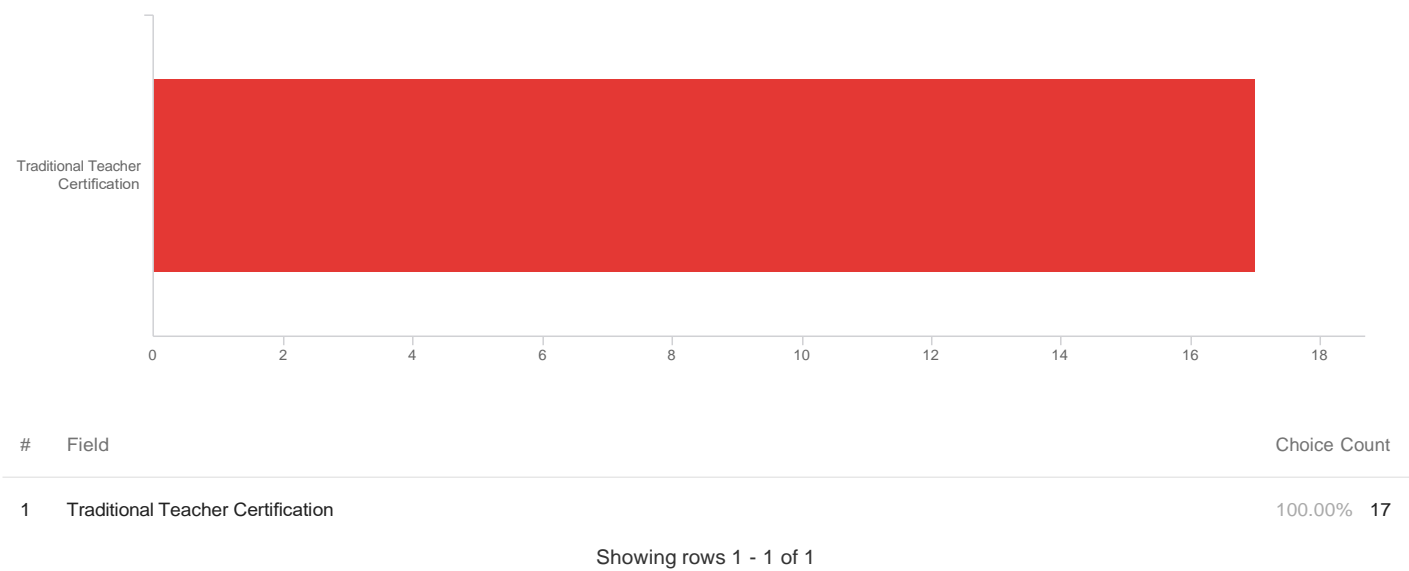


#	Field	Choice Count
1	Yes, I'm a first year teacher	100.00% 17
2	No, I'm not a first year teacher	0.00% 0

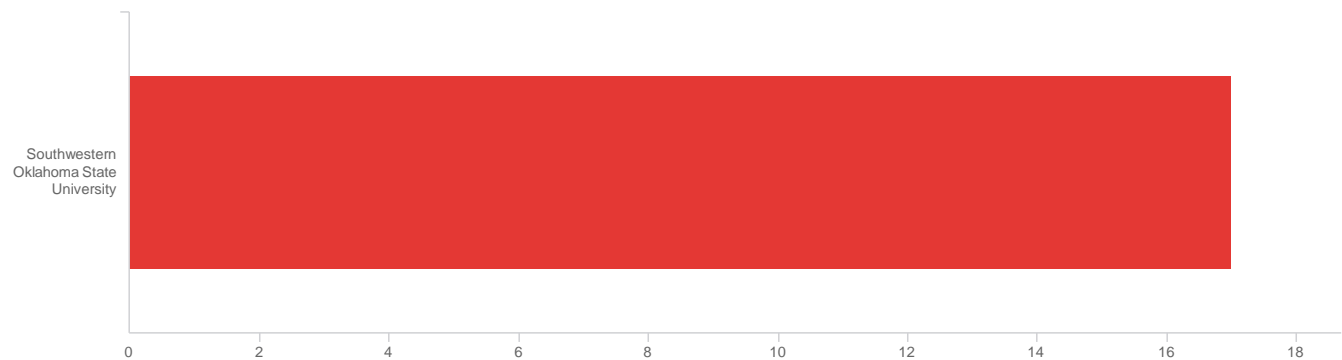
17

Showing rows 1 - 3 of 3

2. Through which route did you receive your teaching license?



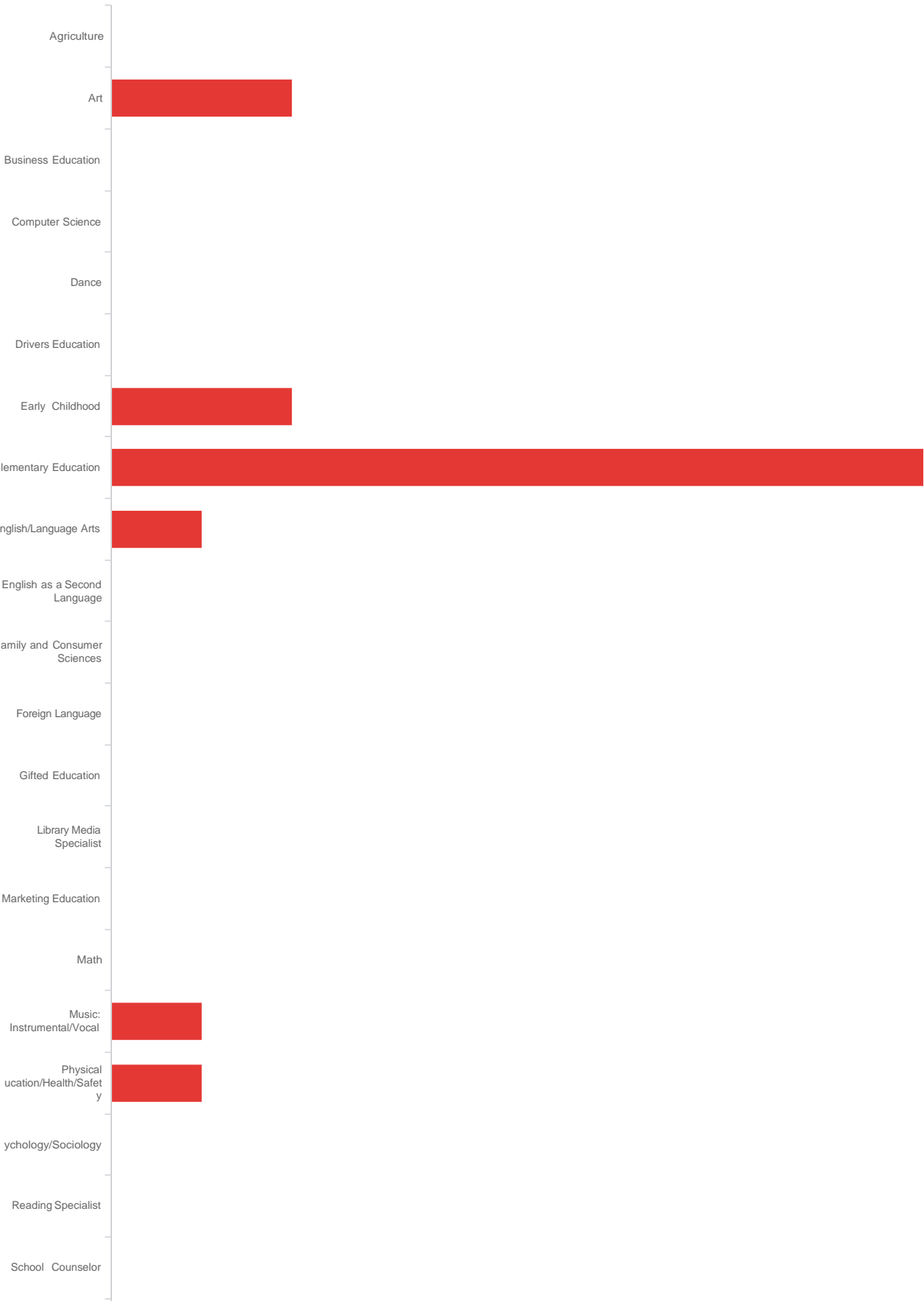
12. From which of the following institutions did you receive recommendation for teacher certification? If you hold an alternative or emergency certificate please select Oklahoma State Department of Education.

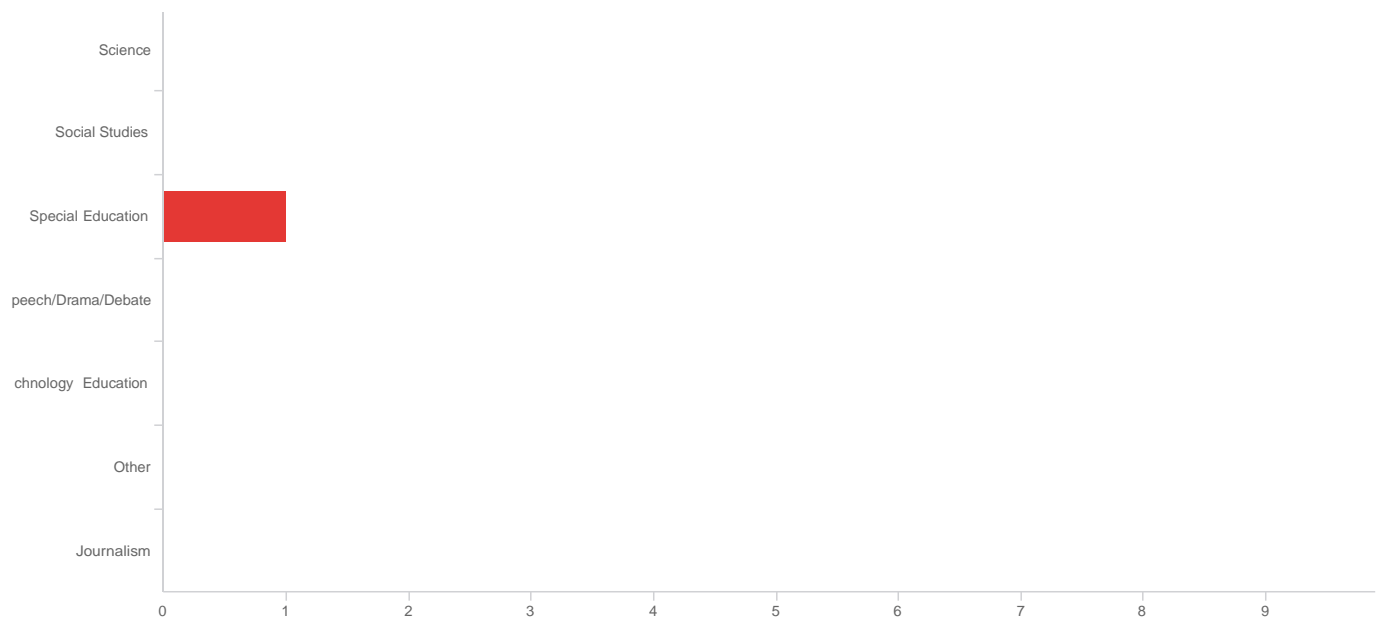


#	Field	Choice Count
26	Southwestern Oklahoma State University	100.00% 17

Showing rows 1 - 1 of 1

Q26 - In what area did you receive your degree?





#	Field	Choice Count
1	Agriculture	0.00% 0
2	Art	11.76% 2
3	Business Education	0.00% 0
4	Computer Science	0.00% 0
5	Dance	0.00% 0
6	Drivers Education	0.00% 0
7	Early Childhood	11.76% 2
8	Elementary Education	52.94% 9
9	English/Language Arts	5.88% 1
10	English as a Second Language	0.00% 0
11	Family and Consumer Sciences	0.00% 0
12	Foreign Language	0.00% 0
13	Gifted Education	0.00% 0
14	Library Media Specialist	0.00% 0
15	Marketing Education	0.00% 0
16	Math	0.00% 0
17	Music: Instrumental/Vocal	5.88% 1
18	Physical Education/Health/Safety	5.88% 1

#	Field	Choice Count
19	Psychology/Sociology	0.00% 0
20	Reading Specialist	0.00% 0
21	School Counselor	0.00% 0
22	Science	0.00% 0
23	Social Studies	0.00% 0
24	Special Education	5.88% 1
25	Speech/Drama/Debate	0.00% 0
26	Technology Education	0.00% 0
27	Other	0.00% 0
28	Journalism	0.00% 0

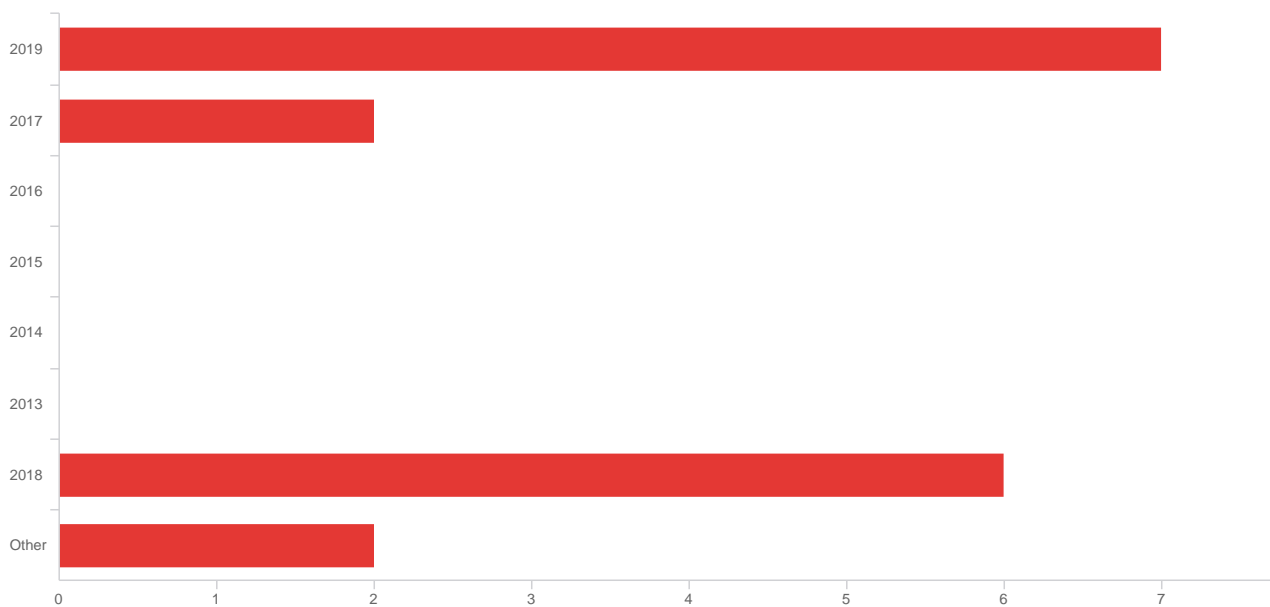
17

Showing rows 1 - 29 of 29

Q26_27_TEXT - Other

Other

Q27 - In what year did you receive your degree?



#	Field	Minimum	Maximum	Mean	Std Deviation	Variance	Count
1	In what year did you receive your degree? - Selected Choice	1.00	8.00	4.06	3.04	9.23	17

#	Field	Choice Count
1	2019	41.18% 7
2	2017	11.76% 2
3	2016	0.00% 0
4	2015	0.00% 0
5	2014	0.00% 0
6	2013	0.00% 0
7	2018	35.29% 6
8	Other	11.76% 2

17

Showing rows 1 - 9 of 9

Q27_8_TEXT - Other

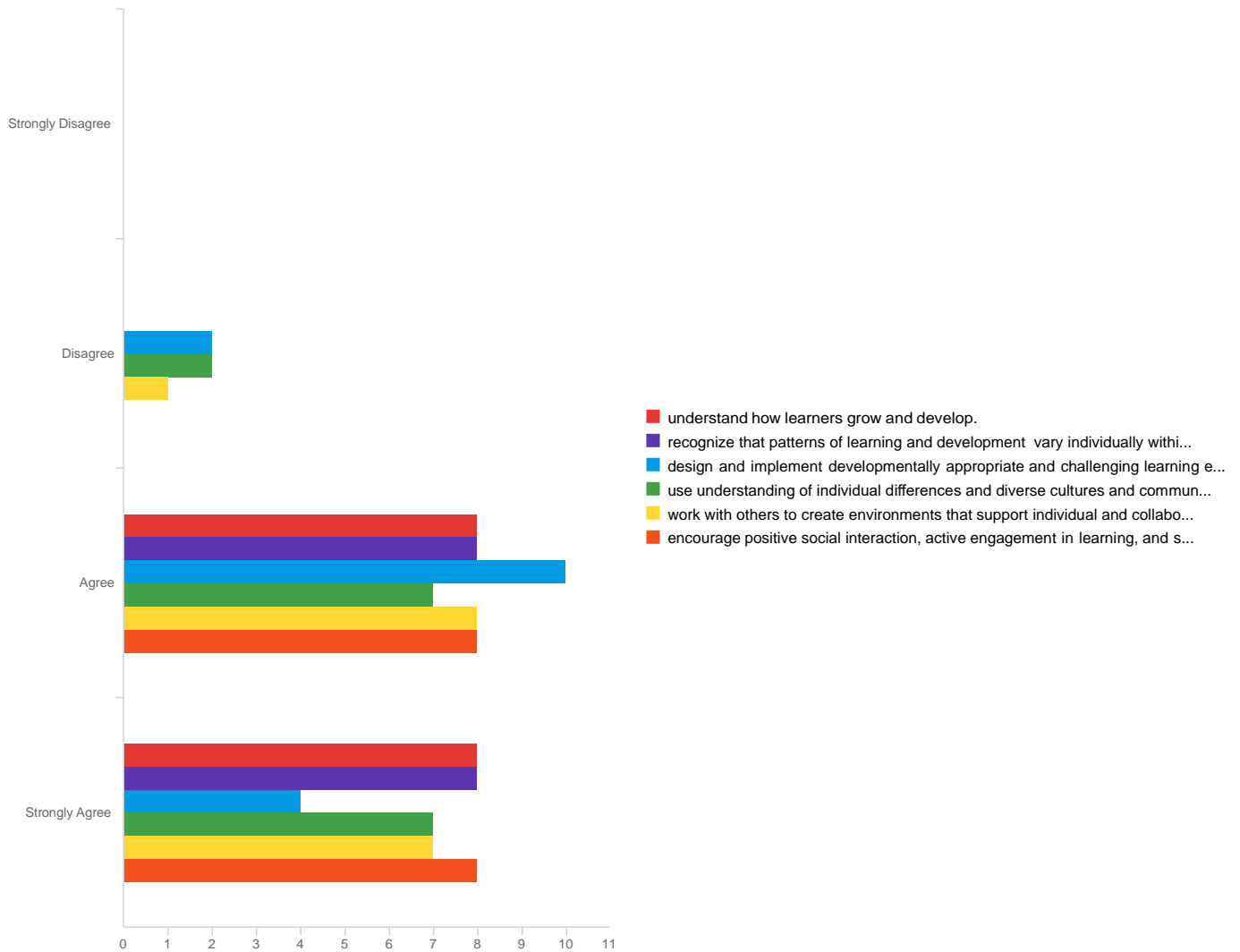
Other

1998

2007

3. The Learner and Learning Please rate the extent to which you agree with each

statement below. My preparation program/route to certification prepared me to:



#	Field	Strongly Disagree	Disagree	Agree	Strongly Agree	Total
1	understand how learners grow and develop.	0.00% 0	0.00% 0	50.00% 8	50.00% 8	16
2	recognize that patterns of learning and development vary individually within and across the cognitive, linguistic, social, emotional, and physical areas.	0.00% 0	0.00% 0	50.00% 8	50.00% 8	16
3	design and implement developmentally appropriate and challenging learning experiences.	0.00% 0	12.50% 2	62.50% 10	25.00% 4	16
4	use understanding of individual differences and diverse cultures and communities to ensure inclusive learning environments that enable each learner to meet high standards.	0.00% 0	12.50% 2	43.75% 7	43.75% 7	16

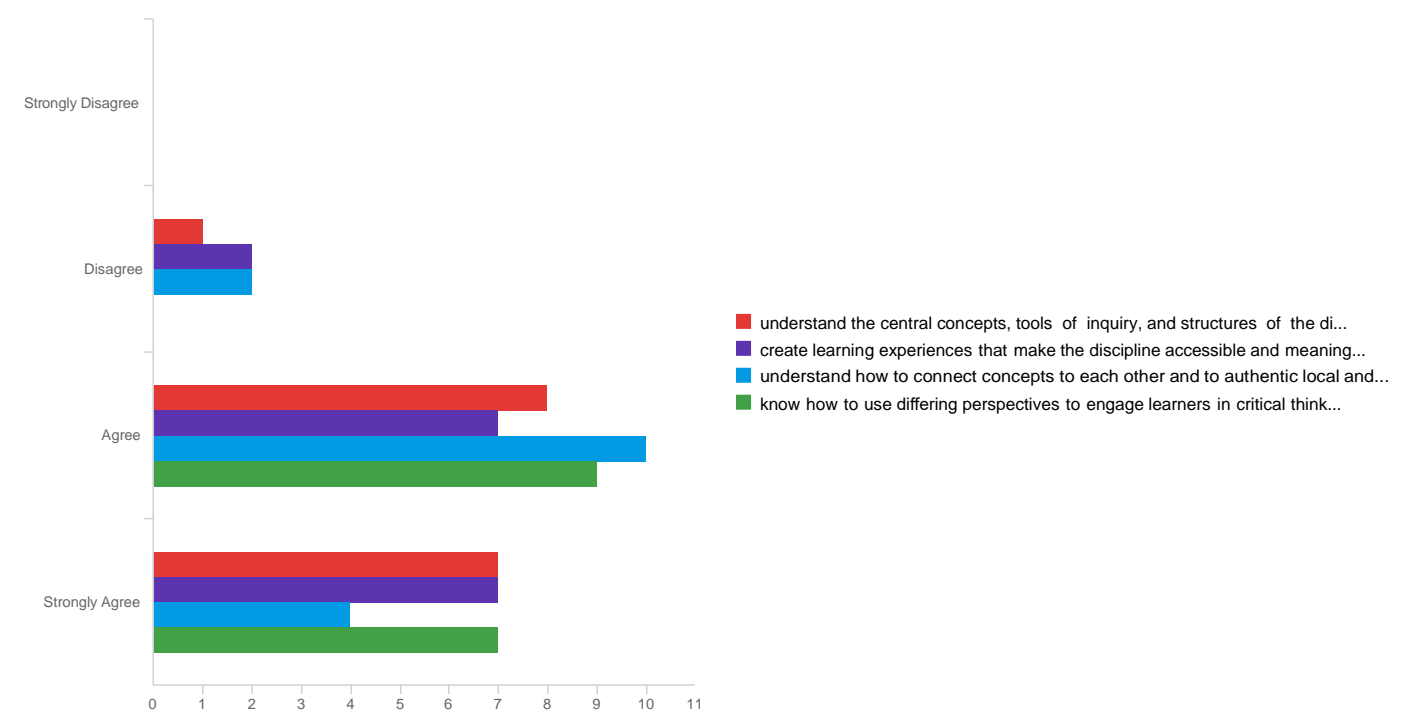
#	Field	Strongly Disagree	Disagree	Agree	Strongly Agree	Total
5	work with others to create environments that support individual and collaborative learning.	0.00% 0	6.25% 1	50.00% 8	43.75% 7	16
6	encourage positive social interaction, active engagement in learning, and self-motivation.	0.00% 0	0.00% 0	50.00% 8	50.00% 8	16

Showing rows 1 - 6 of 6

Bar graphs visually highlight the fact that, looking at the set of 6 questions measuring Learner and Learning, far more respondents Agreed or Strongly Agreed, than Disagreed or Strongly Disagreed.

Of 16 respondents across these six questions, there are only three questions where less than 100% chose "agree" or "strongly agree". It would be beneficial to be able to corollate programs with responses in order to target actionable feedback within specific programs if applicable. It is concerning that items 3 and 4 had two responses of "disagree" when these deal with understanding developmental, cultural, and other factors requiring differentiated approaches to teaching and learning.

4. Content Please rate the extent to which you agree with each statement below. My preparation program/route to certification prepared me to:



#	Field	Strongly Disagree	Disagree	Agree	Strongly Agree	Total
1	understand the central concepts, tools of inquiry, and structures of the discipline(s) I teach.	0.00% 0	6.25% 1	50.00% 8	43.75% 7	16
2	create learning experiences that make the discipline accessible and meaningful for learners to assure mastery of the content.	0.00% 0	12.50% 2	43.75% 7	43.75% 7	16
3	understand how to connect concepts to each other and to authentic local and global issues.	0.00% 0	12.50% 2	62.50% 10	25.00% 4	16
4	know how to use differing perspectives to engage learners in critical thinking, creativity, and collaborative problem solving.	0.00% 0	0.00% 0	56.25% 9	43.75% 7	16

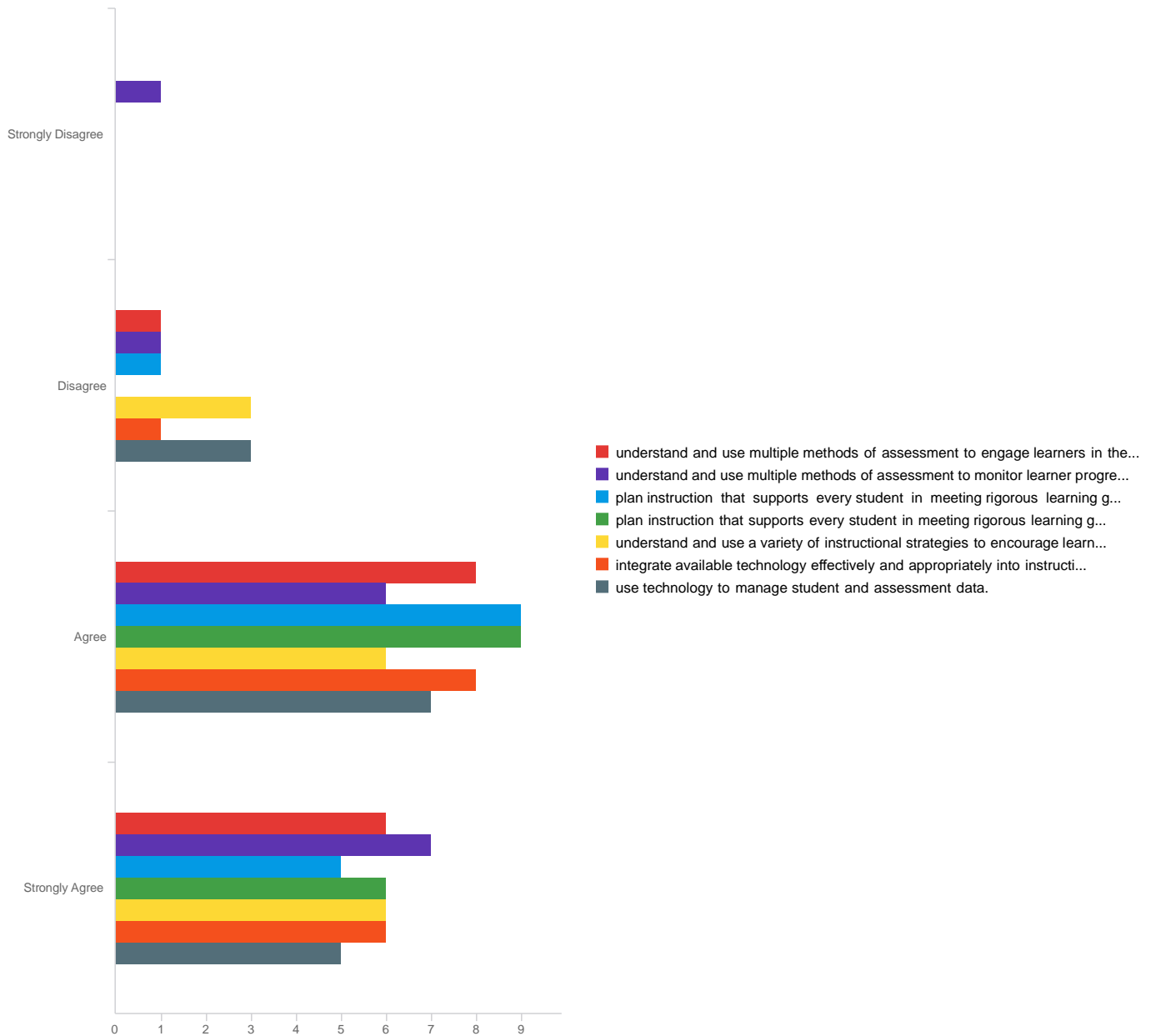
Showing rows 1 - 4 of 4

Bar graphs visually highlight the fact that, looking at the set of 4 questions measuring Content, far more respondents Agreed or Strongly Agreed, than Disagreed or Strongly Disagreed.

While it is concerning that we see ratings of “disagree” in any of these areas, most candidates selected “agree” or “strongly agree”. There seems to be a pattern emerging across the survey that 2 candidates repeatedly selected lower ratings. This again highlights how valuable responses would be if disaggregated by major. It also could be that candidates misapplied their choices within the survey itself. SWOSU will continue working to create meaningful learning connections in all areas of pedagogy and practice for our candidates.

5. Instructional Practice Please rate the extent to which you agree with each statement

below. My preparation program/route to certification prepared me to:



#	Field	Strongly Disagree	Disagree	Agree	Strongly Agree	Total
1	understand and use multiple methods of assessment to engage learners in their own growth and guide learners' decision making.	0.00% 0	6.67% 1	53.33% 8	40.00% 6	15
2	understand and use multiple methods of assessment to monitor learner progress and to guide my decision making.	6.67% 1	6.67% 1	40.00% 6	46.67% 7	15

#	Field	Strongly Disagree		Disagree		Agree		Strongly Agree		Total
3	plan instruction that supports every student in meeting rigorous learning goals by drawing upon knowledge of content areas, curriculum, cross-disciplinary skills, and pedagogy.	0.00%	0	6.67%	1	60.00%	9	33.33%	5	15
4	plan instruction that supports every student in meeting rigorous learning goals by drawing upon knowledge of learners and the community context.	0.00%	0	0.00%	0	60.00%	9	40.00%	6	15
5	understand and use a variety of instructional strategies to encourage learners to develop deep understanding of content areas and their connections, and to build skills to apply knowledge in meaningful ways.	0.00%	0	20.00%	3	40.00%	6	40.00%	6	15
6	integrate available technology effectively and appropriately into	0.00%	0	6.67%	1	53.33%	8	40.00%	6	15
7	use technology to manage student and assessment data.	0.00%	0	20.00%	3	46.67%	7	33.33%	5	15

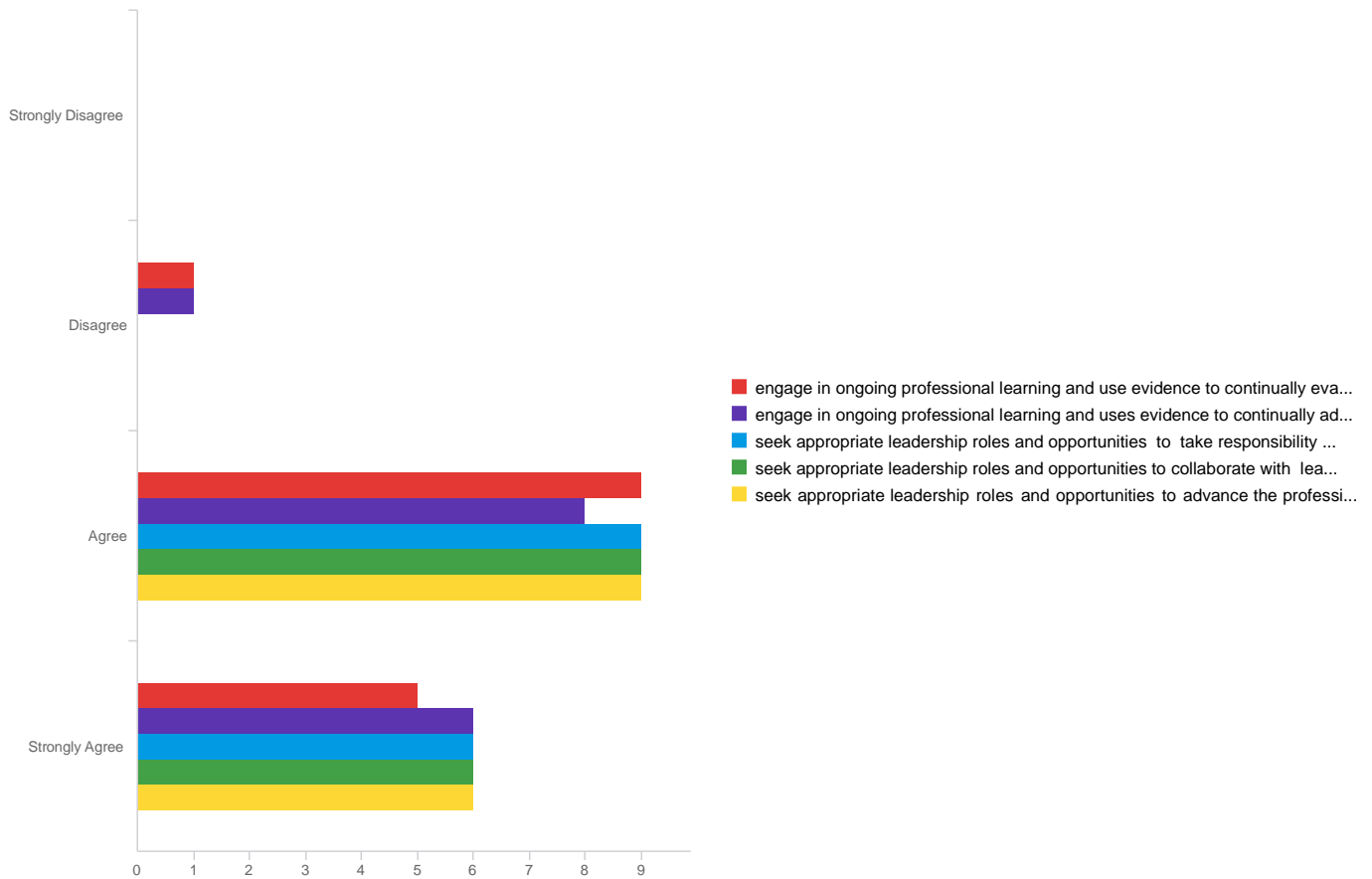
Showing rows 1 - 7 of 7

Bar graphs visually highlight the fact that, looking at the set of 7 questions measuring Instructional Practice, far more respondents Agreed or Strongly Agreed, than Disagreed or Strongly Disagreed.

While it is concerning that we see ratings of “disagree” in any of these areas, the vast majority of candidates selected “agree” or “strongly agree”. There seems to be a pattern emerging across the survey that 2 candidates repeatedly selected lower ratings. This again highlights how valuable responses would be if disaggregated by major. It also could be that candidates misapplied their choices within the survey itself. SWOSU will continue working to create meaningful learning connections in all areas of pedagogy and practice for our candidates. Technology integration remains a strong focus for all Education majors. However, we recognize the use of technology for assessment has been an area of concern that will work to improve by creating opportunities for candidates to track and assess student performance based on data an analysis at the formative and summative levels.

6. Professional Responsibility Please rate the extent to which you agree with each

statement below. My preparation program/route to certification prepared me to:



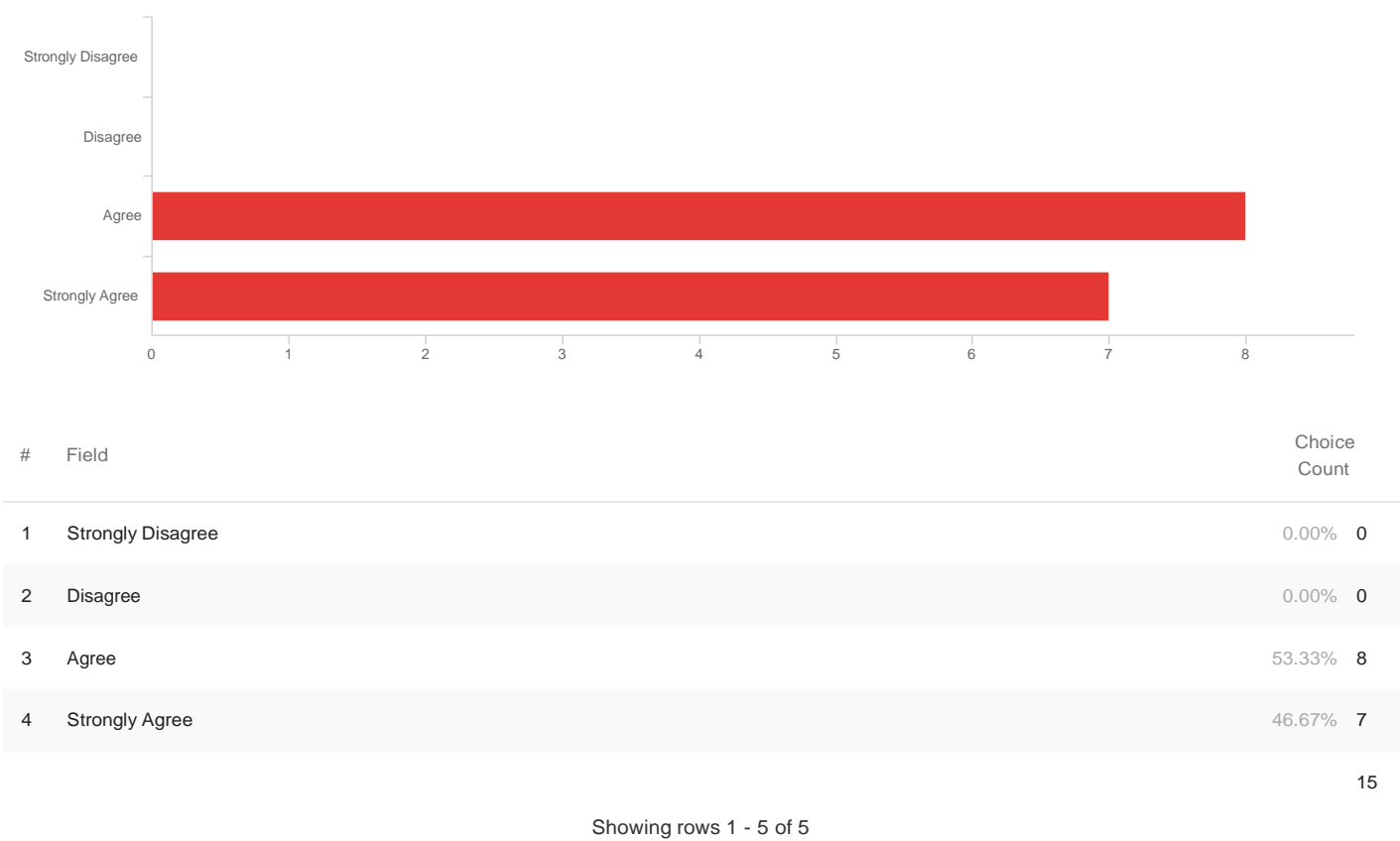
#	Field	Strongly Disagree	Disagree	Agree	Strongly Agree	Total
1	engage in ongoing professional learning and use evidence to continually evaluate my practice, particularly the effects of my choices and actions on others (learners, families, other professionals, and the community).	0.00% 0	6.67% 1	60.00% 9	33.33% 5	15
2	engage in ongoing professional learning and uses evidence to continually advance my practice, particularly the effects of my choices and actions on others (learners, families, other professionals, and the community).	0.00% 0	6.67% 1	53.33% 8	40.00% 6	15
3	seek appropriate leadership roles and opportunities to take responsibility for student learning.	0.00% 0	0.00% 0	60.00% 9	40.00% 6	15
4	seek appropriate leadership roles and opportunities to collaborate with learners, families, colleagues, other school professionals, and community members to ensure learner growth.	0.00% 0	0.00% 0	60.00% 9	40.00% 6	15
5	seek appropriate leadership roles and opportunities to advance the profession.	0.00% 0	0.00% 0	60.00% 9	40.00% 6	15

Showing rows 1 - 5 of 5

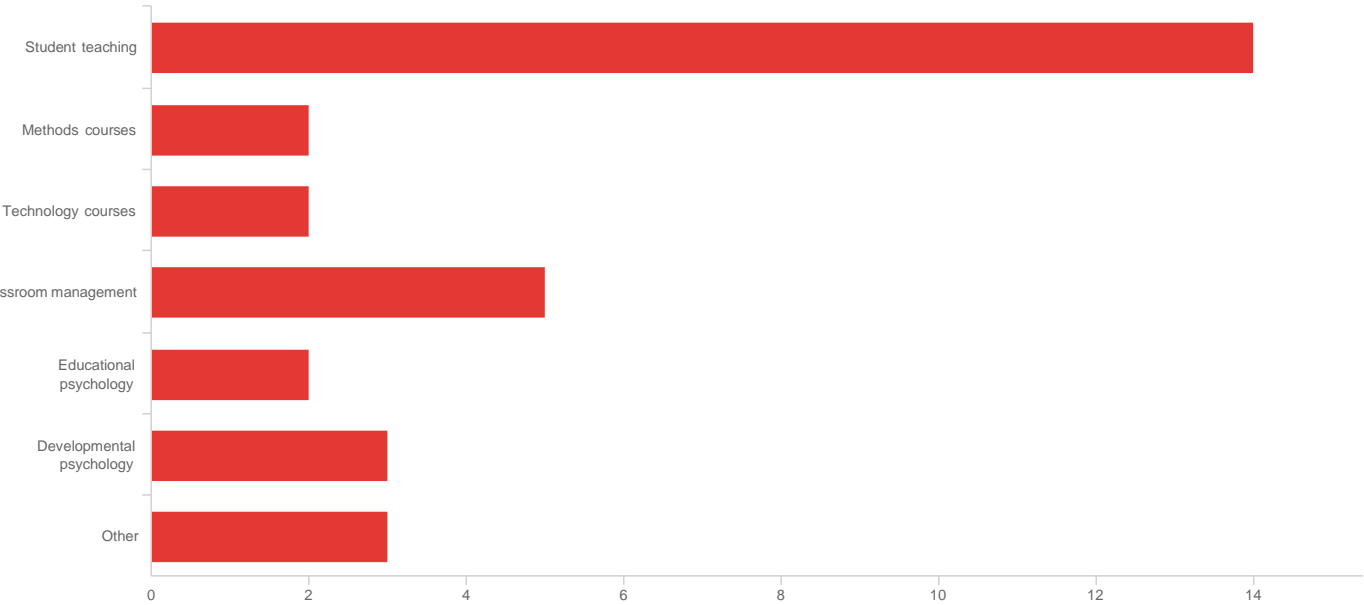
Bar graphs visually highlight the fact that, looking at the set of 5 questions measuring Professional Responsibility, far more respondents Agreed or Strongly Agreed, than Disagreed or Strongly Disagreed

Most candidates responded positively in these areas. The consistent selection of the "disagree" option by one or two candidates may be due in part to misapplying their choices on the survey.

7. Overall, my preparation/route to certification effectively prepared me to have a positive impact on P12 student learning and development.



Q7 - What courses or experiences in your educator preparation/route to certification stand out as particularly important or meaningful?



#	Field	Choice Count
10	Student teaching	45.16% 14
11	Methods courses	6.45% 2
12	Technology courses	6.45% 2
13	Classroom management	16.13% 5
14	Educational psychology	6.45% 2
15	Developmental psychology	9.68% 3
16	Other	9.68% 3
		31

Showing rows 1 - 8 of 8

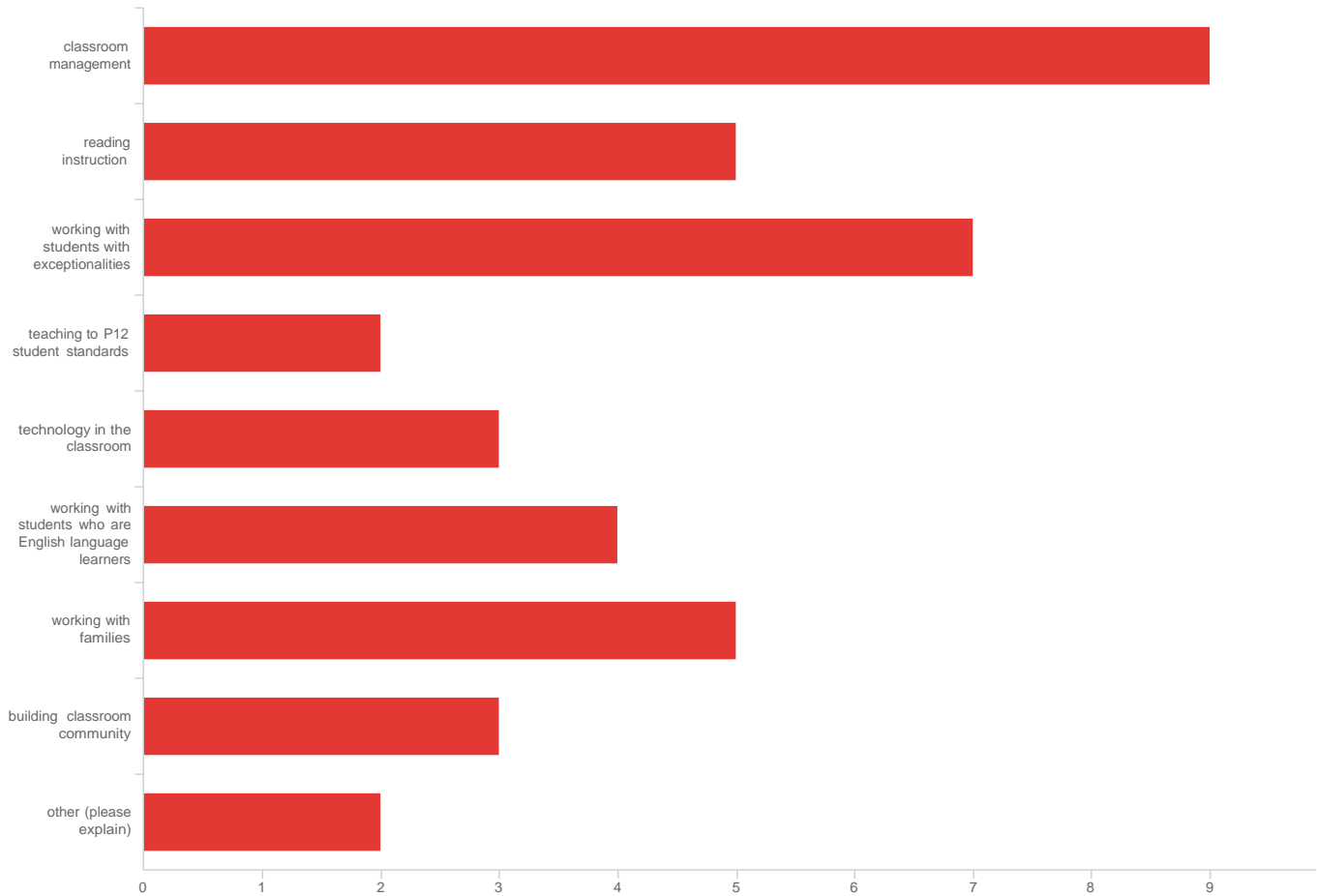
Q7_16_TEXT - Other

Other

Substitute teaching for two years and volunteering many hours for several years at my daughter's school was the most impactful

Tests and Measurements

9. As you near the end of your first year of teaching, in what area(s) could you have used more preparation? (Please check all that apply)



#	Field	Choice Count
1	classroom management	22.50% 9
2	reading instruction	12.50% 5
3	working with students with exceptionalities	17.50% 7
4	teaching to P12 student standards	5.00% 2
5	technology in the classroom	7.50% 3
6	working with students who are English language learners	10.00% 4
7	working with families	12.50% 5
8	building classroom community	7.50% 3
9	other (please explain)	5.00% 2

Field

Choice
Count

40

Showing rows 1 - 10 of 10

other (please explain)

other (please explain)

Basic foundations of reading for children with ADHD and SLD.

Elementary Methods - at the time I earned my degree, this area was severely lacking. I hope they have improved since then.

Classroom Management continues to be an area in which candidates would prefer additional training. At SWOSU, we are investigating approaches to provide explicit connections to classroom management within methods courses. Currently, such instruction is embedded in these courses, but the connection may be unclear without professor making the explicit connection.

10. Please note awards or honors received, degrees or certificates earned, and other recognitions from the current school year.

Please note awards or honors received, degrees or certificates earned, and...

My school district sent me to multiple trainings during my first year of teaching that I received certificates for.

Bachelor of Arts in English Education Teaching certificate Magna Cum Laude

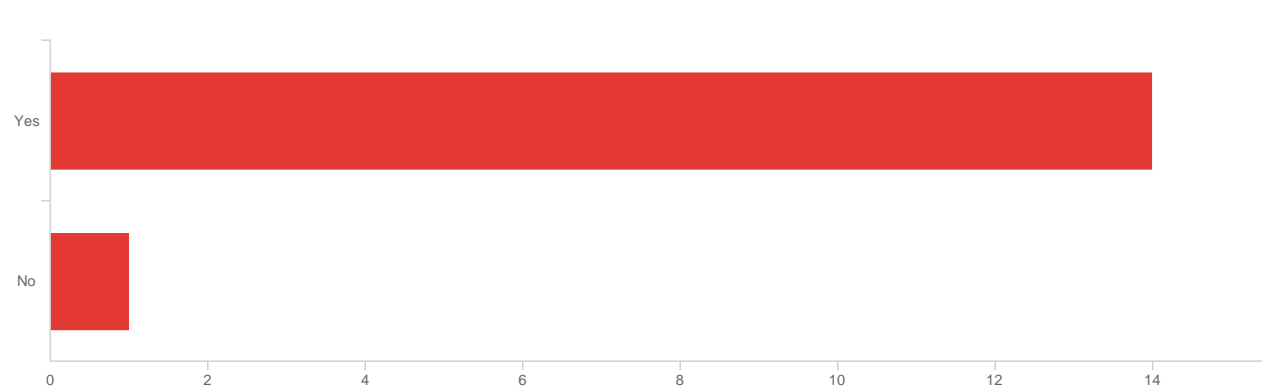
I was emergency certified due to not having my osat for physical education but completed it during Christmas break this school year. And I received a traveling trophy recently at the HS for bright ideas due to my work with my adaptive P.E. class which is a small trophy but to me it meant everything.

Mid-Level math osat spanish minor 4.00 GPA

"Teacher of the Month"-January

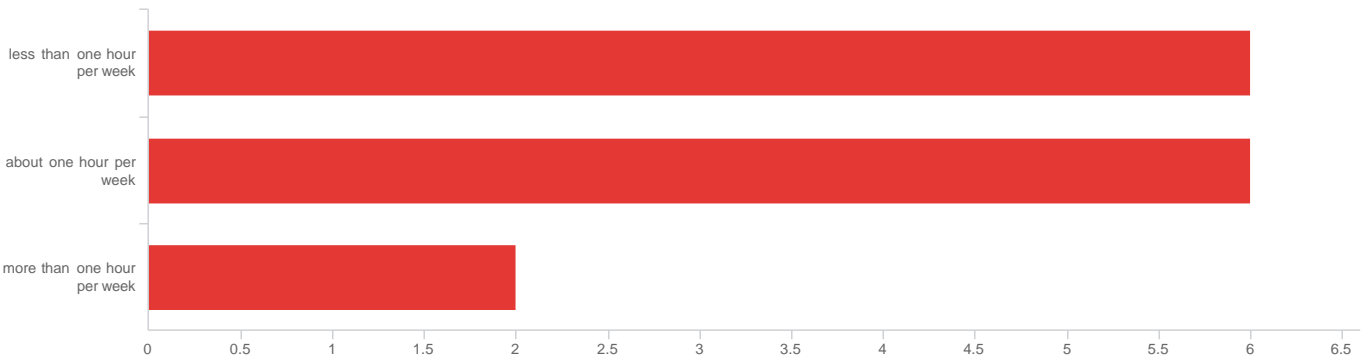
M.Ed Elementary Education

11. Were you assigned a mentor from your school district this school year?



#	Field	Choice	Count
1	Yes	93.33%	14
2	No	6.67%	1

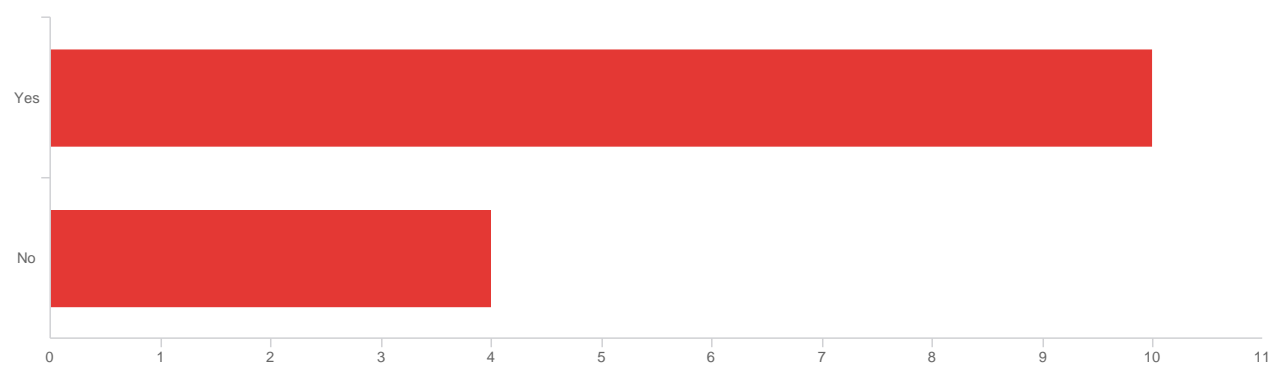
11a. How much time did you spend with your mentor teacher?



#	Field	Choice Count
1	less than one hour per week	42.86% 6
2	about one hour per week	42.86% 6
3	more than one hour per week	14.29% 2
		14

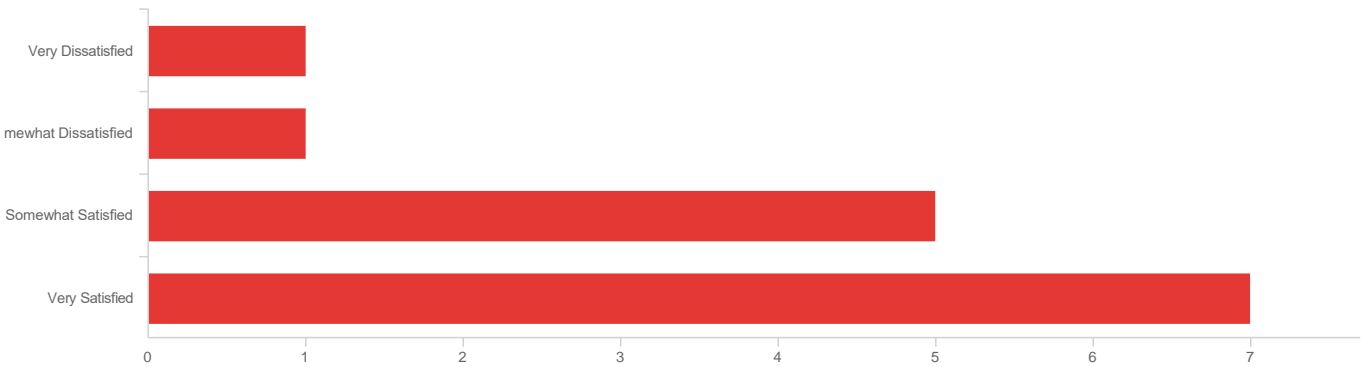
Showing rows 1 - 4 of 4

11b. Is your mentor in your same teaching area?



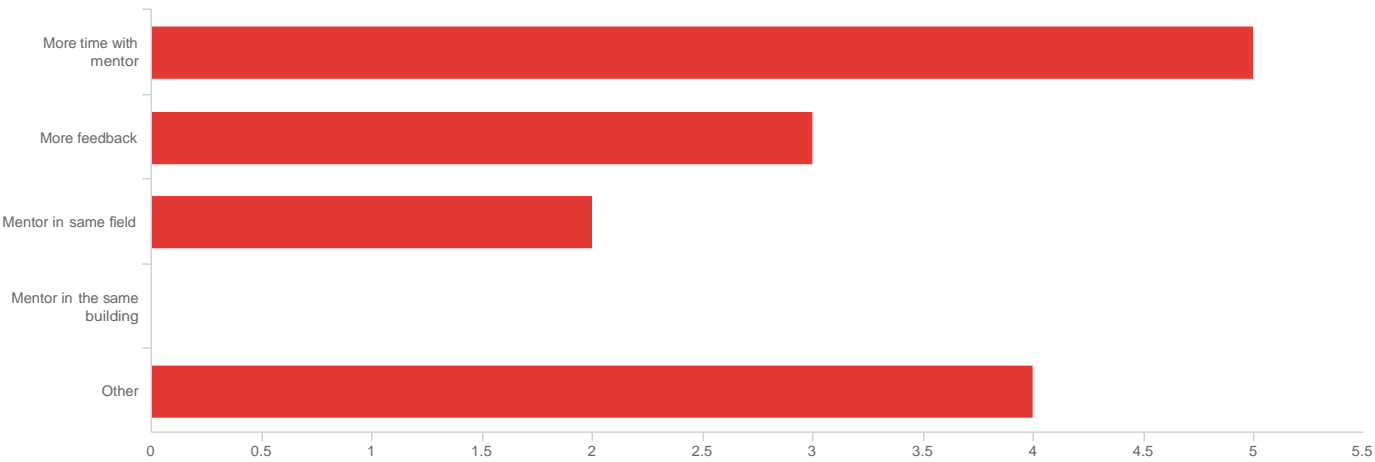
#	Field	Choice Count
1	Yes	71.43% 10
2	No	28.57% 4

11c. How satisfied are you with your mentoring experience?



#	Field	Choice Count
1	Very Dissatisfied	7.14% 1
2	Somewhat Dissatisfied	7.14% 1
3	Somewhat Satisfied	35.71% 5
4	Very Satisfied	50.00% 7

Q19 - How might the mentoring experience be improved?



#	Field	Choice Count
1	More time with mentor	35.71% 5
2	More feedback	21.43% 3
3	Mentor in same field	14.29% 2
4	Mentor in the same building	0.00% 0
5	Other	28.57% 4
		14

Showing rows 1 - 6 of 6

Q19_5_TEXT - Other

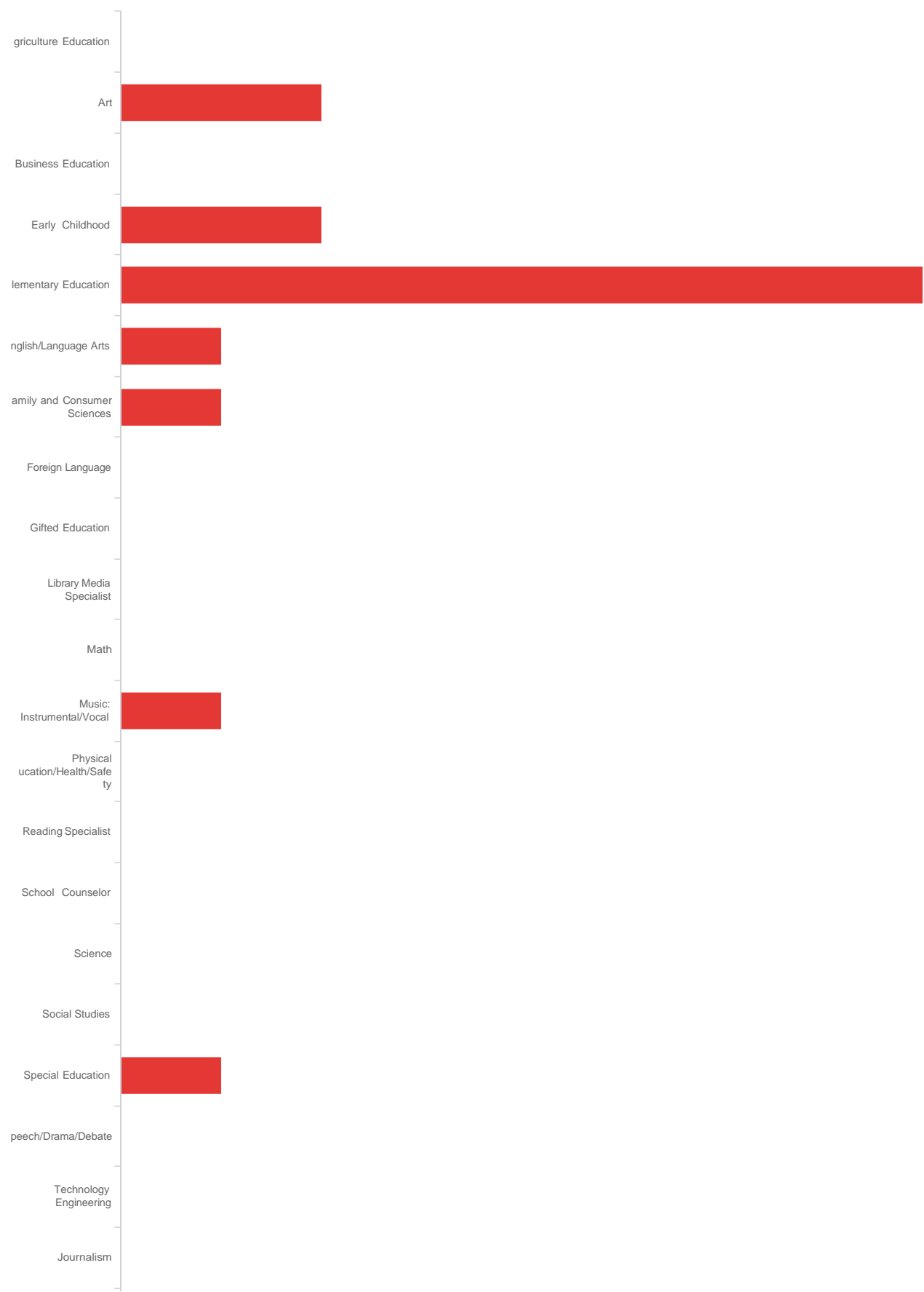
Other

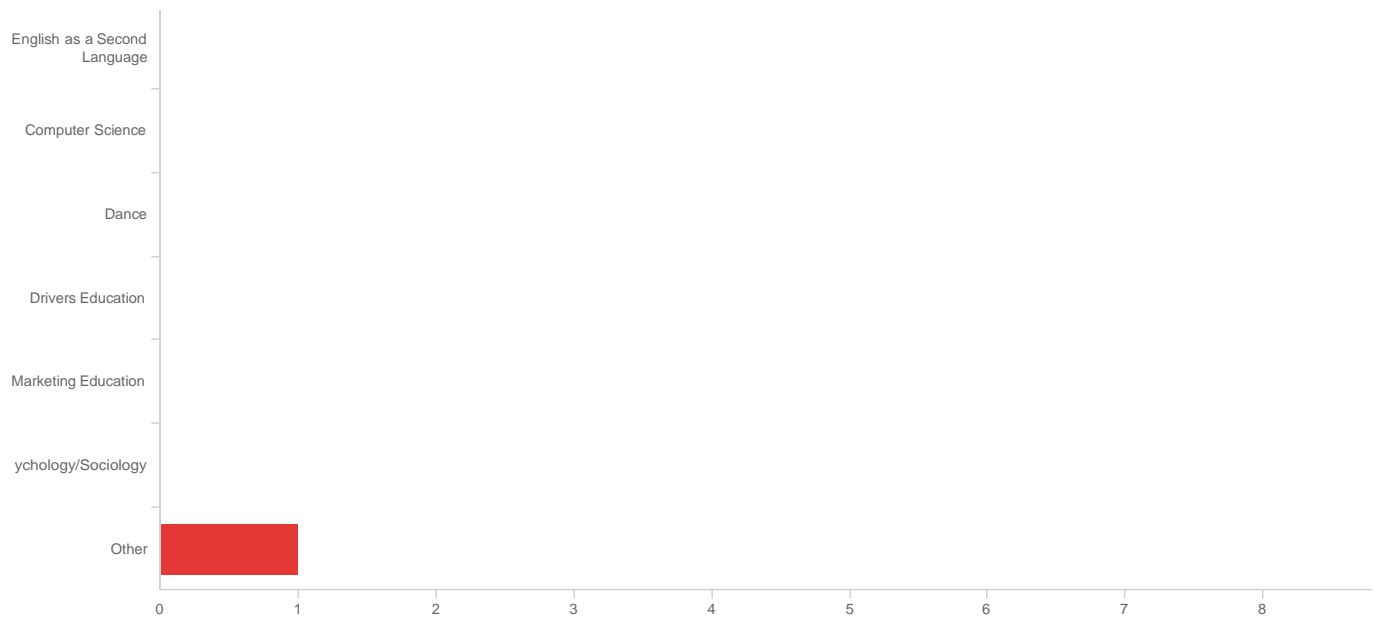
Mentor with more experience. Second year teachers might not have enough insight to be a helpful mentor.

My mentor was new to our grade level and building. Though she was more experienced in years, she hadn't taught in a regular classroom at my grade level. It sometimes felt like the blind leading the blind.

I have no complaints

13. In what area(s) were you initially certified? (Please check all that apply)





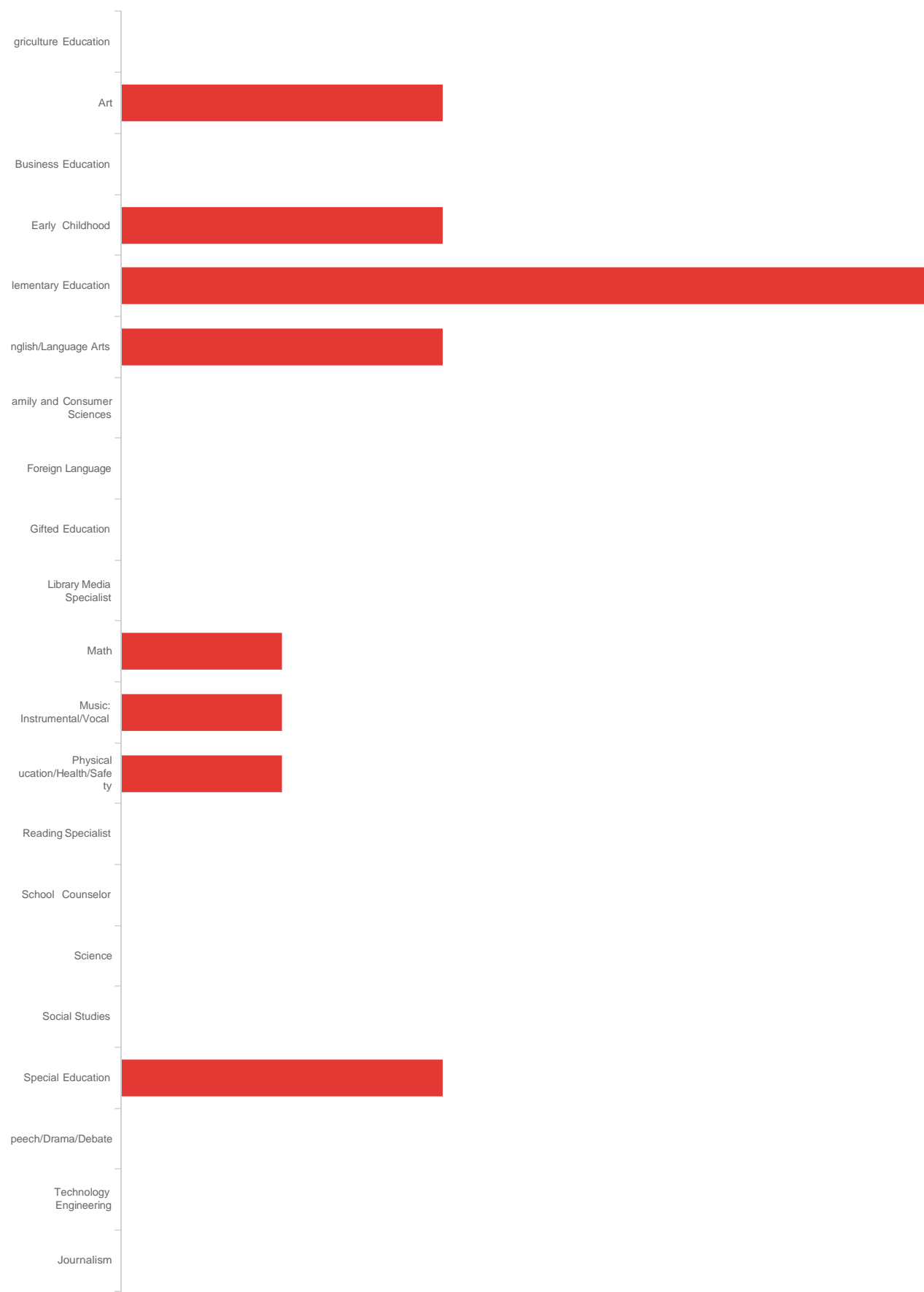
#	Field	Choice Count
1	Agriculture Education	0.00% 0
2	Art	11.76% 2
3	Business Education	0.00% 0
4	Early Childhood	11.76% 2
5	Elementary Education	47.06% 8
6	English/Language Arts	5.88% 1
7	Family and Consumer Sciences	5.88% 1
8	Foreign Language	0.00% 0
9	Gifted Education	0.00% 0
10	Library Media Specialist	0.00% 0
11	Math	0.00% 0
12	Music: Instrumental/Vocal	5.88% 1
13	Physical Education/Health/Safety	0.00% 0
14	Reading Specialist	0.00% 0
15	School Counselor	0.00% 0
16	Science	0.00% 0
17	Social Studies	0.00% 0
18	Special Education	5.88% 1

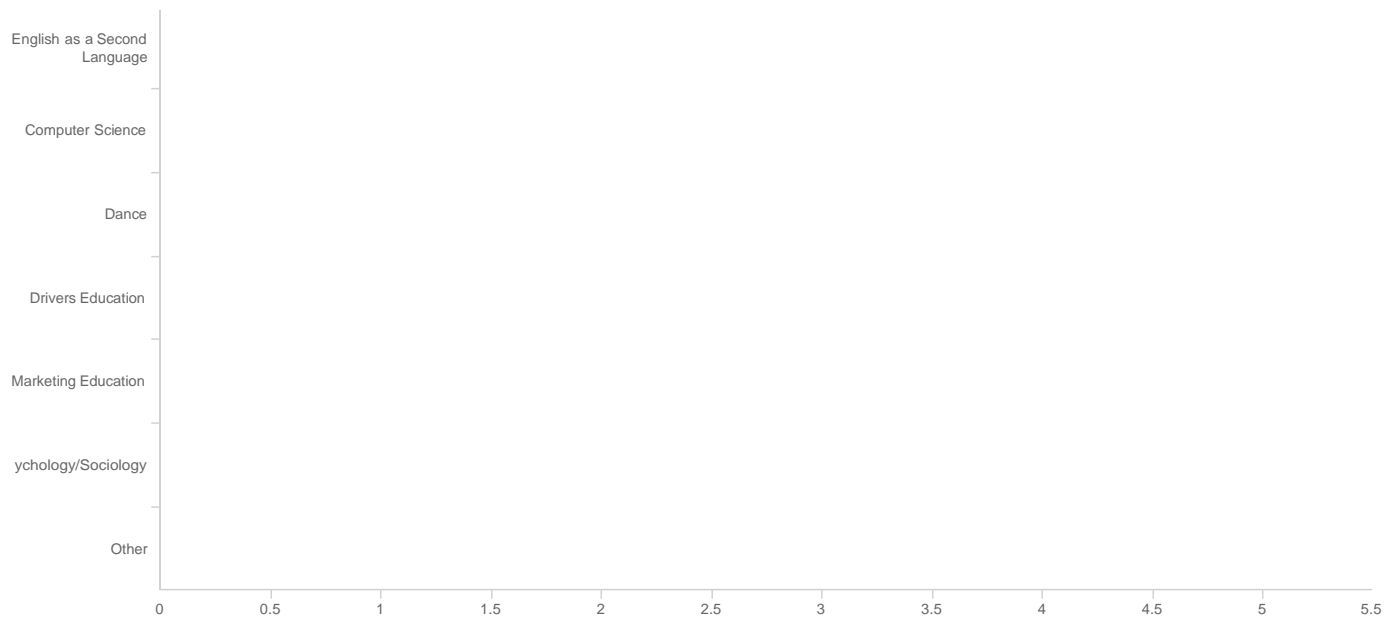
#	Field	Choice Count
19	Speech/Drama/Debate	0.00% 0
20	Technology Engineering	0.00% 0
21	Journalism	0.00% 0
22	English as a Second Language	0.00% 0
23	Computer Science	0.00% 0
24	Dance	0.00% 0
25	Drivers Education	0.00% 0
26	Marketing Education	0.00% 0
27	Psychology/Sociology	0.00% 0
35	Other	5.88% 1

17

Showing rows 1 - 29 of 29

14. What is your current primary teaching assignment? (Please check all that apply)





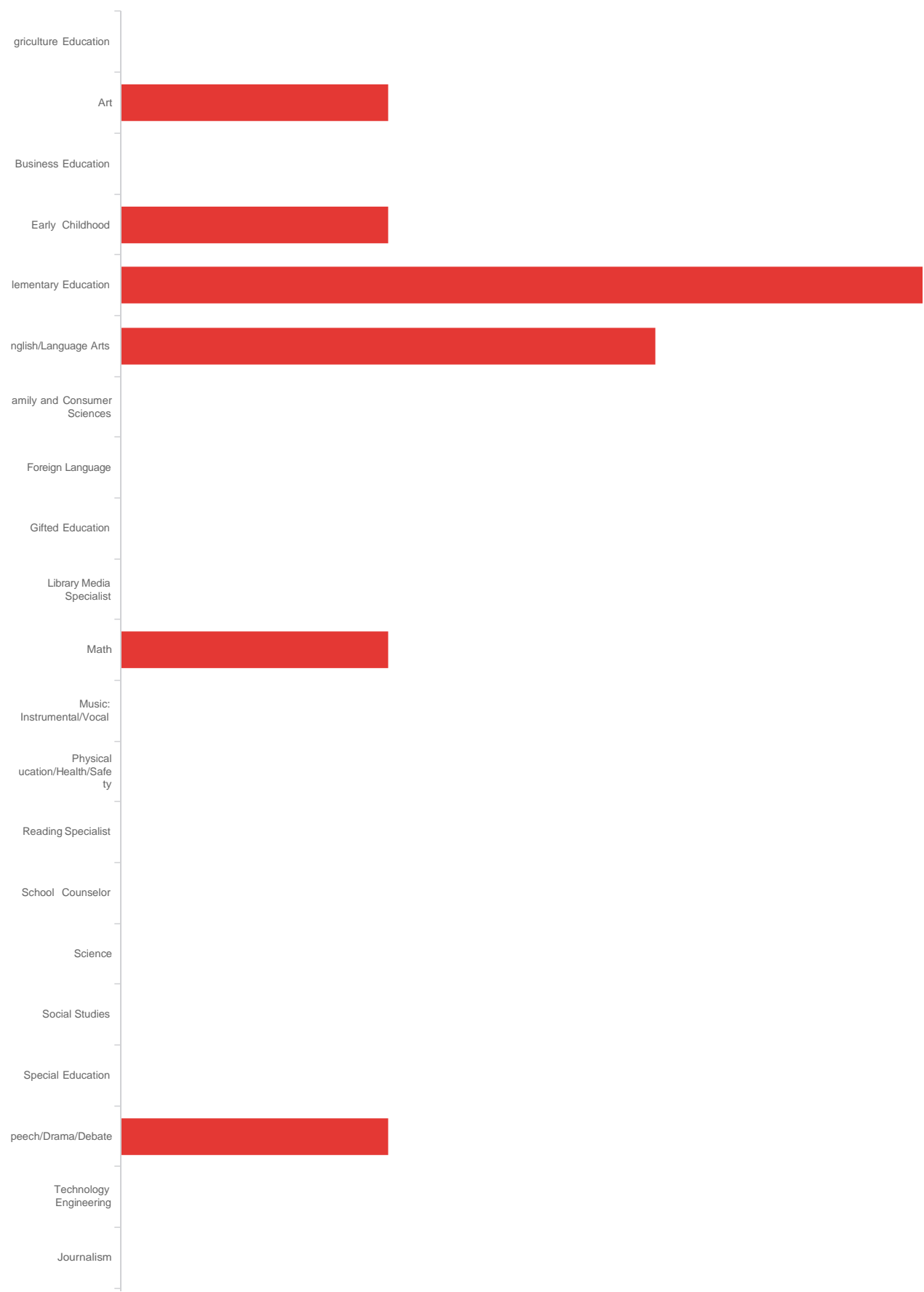
#	Field	Choice Count
1	Agriculture Education	0.00% 0
2	Art	12.50% 2
3	Business Education	0.00% 0
4	Early Childhood	12.50% 2
5	Elementary Education	31.25% 5
6	English/Language Arts	12.50% 2
7	Family and Consumer Sciences	0.00% 0
8	Foreign Language	0.00% 0
9	Gifted Education	0.00% 0
10	Library Media Specialist	0.00% 0
11	Math	6.25% 1
12	Music: Instrumental/Vocal	6.25% 1
13	Physical Education/Health/Safety	6.25% 1
14	Reading Specialist	0.00% 0
15	School Counselor	0.00% 0
16	Science	0.00% 0
17	Social Studies	0.00% 0
18	Special Education	12.50% 2

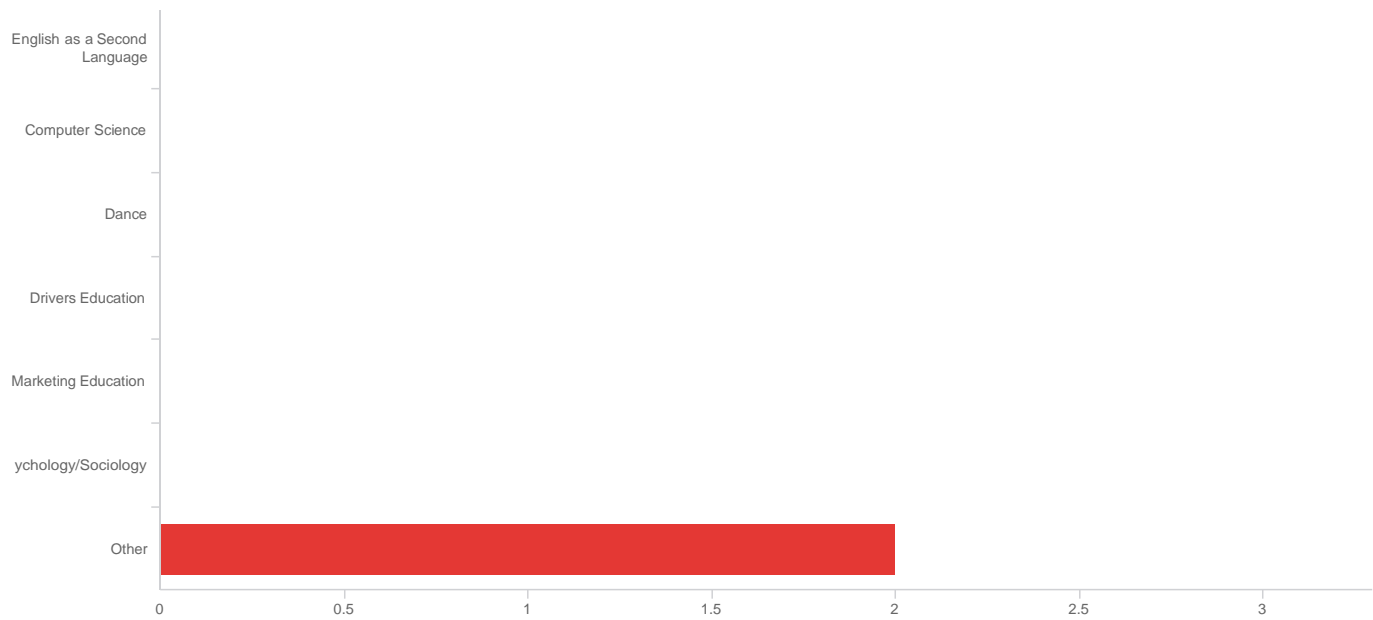
#	Field	Choice Count
19	Speech/Drama/Debate	0.00% 0
20	Technology Engineering	0.00% 0
21	Journalism	0.00% 0
22	English as a Second Language	0.00% 0
23	Computer Science	0.00% 0
24	Dance	0.00% 0
25	Drivers Education	0.00% 0
26	Marketing Education	0.00% 0
27	Psychology/Sociology	0.00% 0
35	Other	0.00% 0

16

Showing rows 1 - 29 of 29

15. In what additional area(s) are you certified? (Please check all that apply)





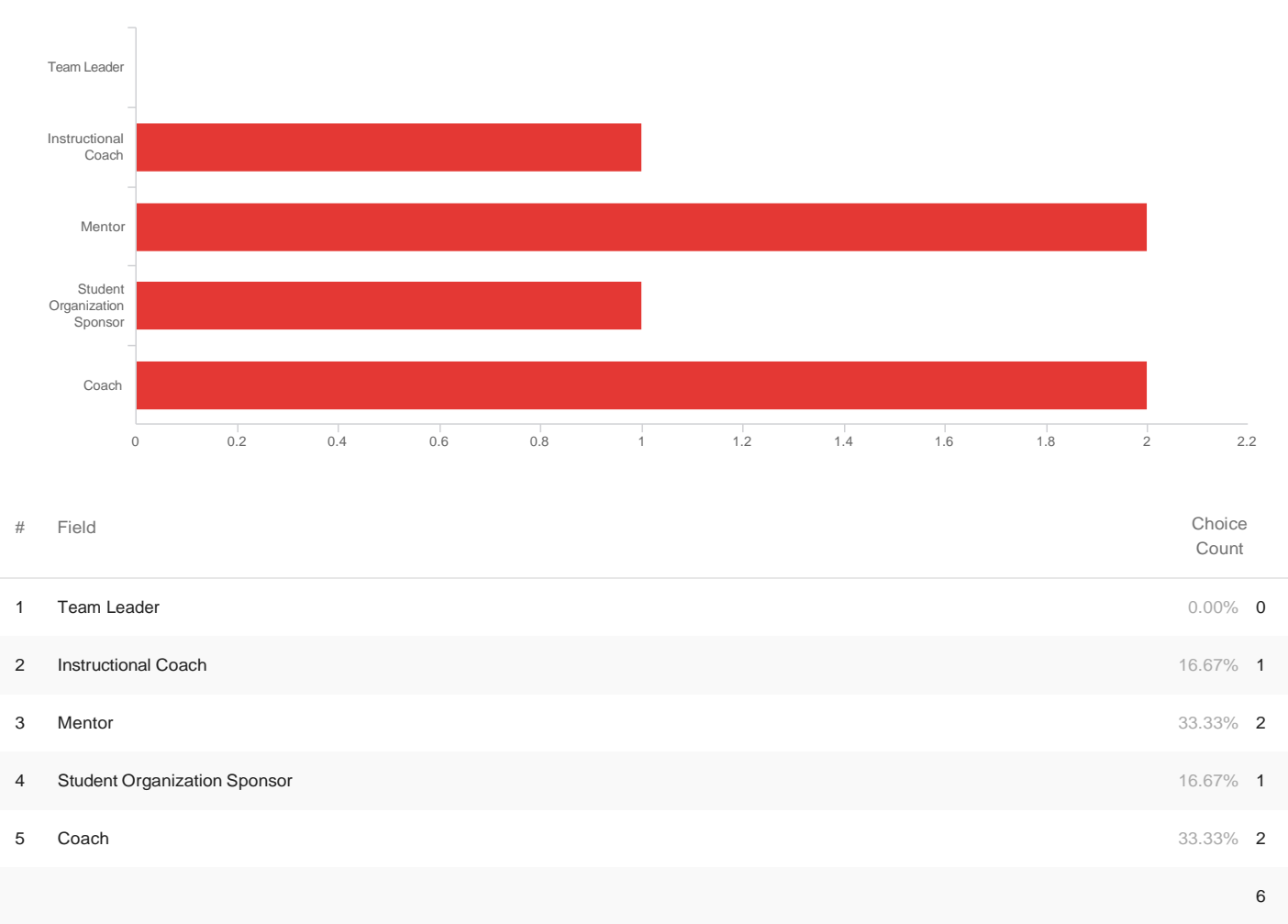
#	Field	Choice Count
1	Agriculture Education	0.00% 0
2	Art	9.09% 1
3	Business Education	0.00% 0
4	Early Childhood	9.09% 1
5	Elementary Education	27.27% 3
6	English/Language Arts	18.18% 2
7	Family and Consumer Sciences	0.00% 0
8	Foreign Language	0.00% 0
9	Gifted Education	0.00% 0
10	Library Media Specialist	0.00% 0
11	Math	9.09% 1
12	Music: Instrumental/Vocal	0.00% 0
13	Physical Education/Health/Safety	0.00% 0
14	Reading Specialist	0.00% 0
15	School Counselor	0.00% 0
16	Science	0.00% 0
17	Social Studies	0.00% 0
18	Special Education	0.00% 0

#	Field	Choice Count
19	Speech/Drama/Debate	9.09% 1
20	Technology Engineering	0.00% 0
21	Journalism	0.00% 0
22	English as a Second Language	0.00% 0
23	Computer Science	0.00% 0
24	Dance	0.00% 0
25	Drivers Education	0.00% 0
26	Marketing Education	0.00% 0
27	Psychology/Sociology	0.00% 0
35	Other	18.18% 2

11

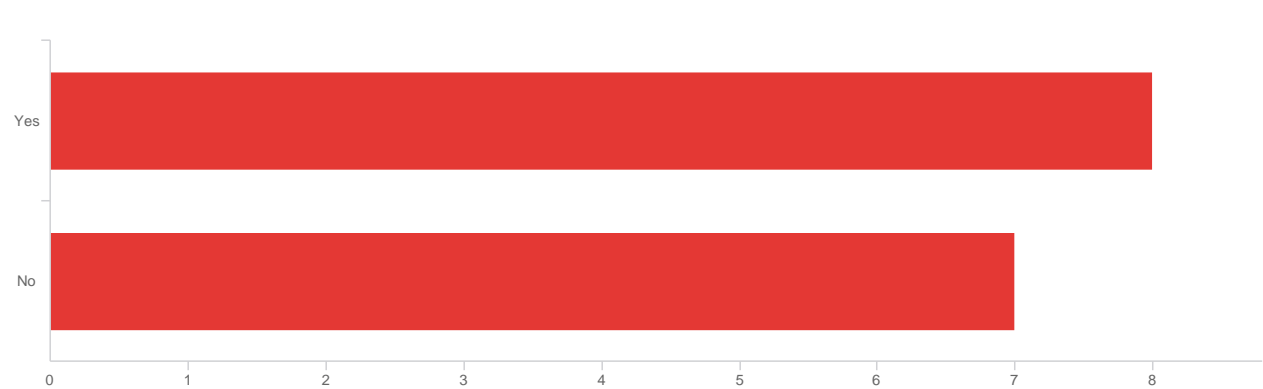
Showing rows 1 - 29 of 29

16. What other roles do you fill at your school? (Please check all that apply)



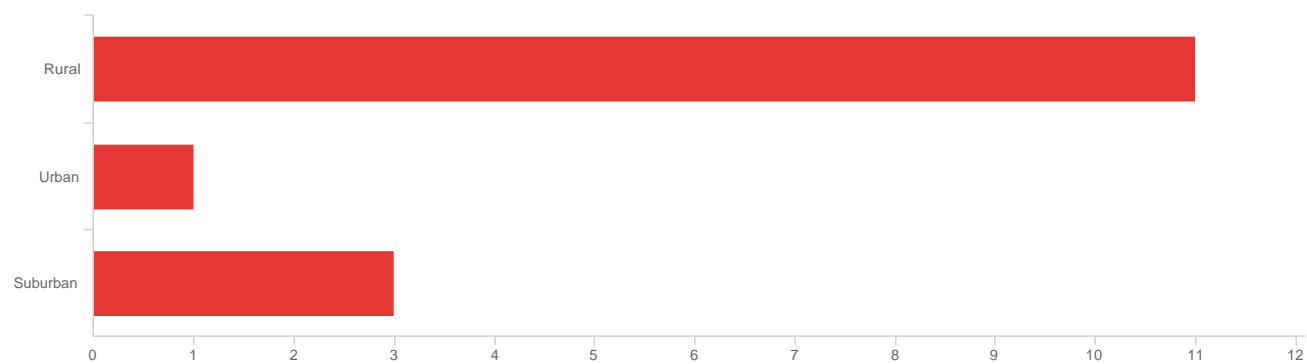
Showing rows 1 - 6 of 6

17. Do you teach at a Title I school?



#	Field	Choice Count
1	Yes	53.33% 8
2	No	46.67% 7

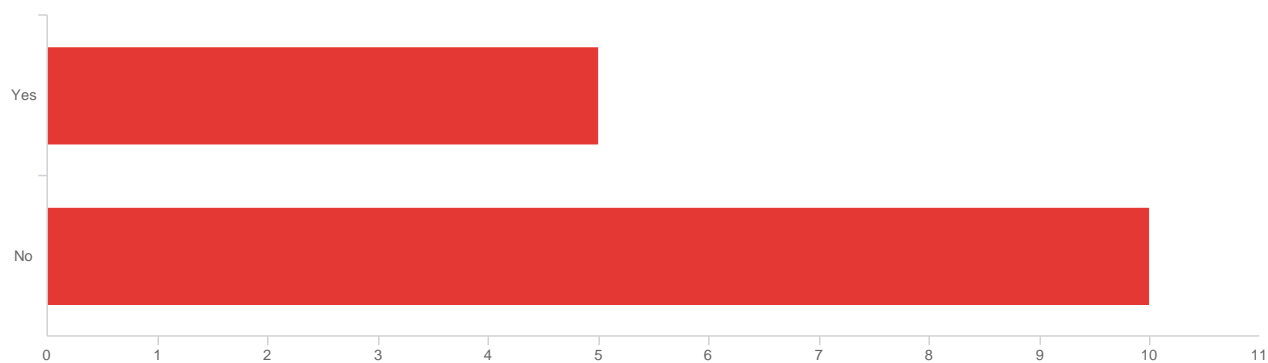
18. Which of the following describes your school district?



#	Field	Choice Count
1	Rural	73.33% 11
2	Urban	6.67% 1
3	Suburban	20.00% 3
		15

Showing rows 1 - 4 of 4

19. As a high school student, did you participate in any programs or classes that influenced your decision to become a teacher?



#	Field	Choice Count
1	Yes	33.33% 5
2	No	66.67% 10

15

Showing rows 1 - 3 of 3

19a. If yes, please describe (e.g., Future Educators of America/Educators Rising, Teacher Cadet, etc.)

If yes, please describe (e.g., Future Educators of America/Educators Rising...

No

Band Choir

N/A

My football coach inspired me to be a coach and taught me numerous things due to me not having a good home life. Also the current AG teacher at Guthrie was like a father to me and still is, he also did the same and helped me achieve more than I believed I could.

no

n/a

No

America's Promise Reading Program, Student Mentor Program

art

12a. Do you plan to remain employed as a teacher in Oklahoma next year? If so, please list up to 3 reasons you plan to stay. If not, please list up to 3 reasons you do not plan to stay.

Do you plan to remain employed as a teacher in Oklahoma next year? If so...

No. I will be working in an Elementary school library. I have 18 years of library experience and this new position will suit me better.

Yes. 1) I live in Oklahoma. This is my state! 2) I already received the certifications to teach in this state. 3) The children in Oklahoma need teachers just as much as anywhere else. No. 1) Special education requirements are extreme. 2) A lack of support in the classroom. 3) This is a low paying job for all the extra work that is required.

Yes. I love teaching my students. I am excited to apply new ideas and ways of teaching that I have learned. I want to experience the growth that comes from years of teaching.

Yes. I love connecting with students. I have a great work environment. I teach in my hometown and I love it. I do not get paid for the amount of stress and time I put into my job. It's only my first year and I have contemplated doing something else many times. We are thrown so much and expected to do so much with little in return. Teaching isn't easy. I shouldn't already be thinking about another career I could have with an education degree.

Yes 1. I enjoy my content area 2. To provide for my family 3. Supportive school district/administration

Yes. I am from Oklahoma. My family and friends are here. The pay is not great, but the people are.

I love coaching in Guthrie and my current teaching schedule, the town, and community. I am an Oklahoman so I'd love to stay here. Mostly I love teaching at Guthrie and I really don't see myself going anywhere else anytime soon.

Yes, I love teaching I will always live in Oklahoma so that is where I will always teach. Being a teacher is a rewarding career, even though it is too micromanaged by people who do not know anything about teaching.

yes

Yes- I love my district. I am looking forward to seeing some of the same students next year. I feel very supported at this school.

Yes Good, safe environment Friendly coworkers Accountability

1. Family is located here. 2. Desire to stay in the state 3. Want kids to grow up in Oklahoma

Do you plan to remain employed as a teacher in Oklahoma next year? If so...

yes I intend to stay just one more year because I need a new car. I do want to leave this profession. I do not want to be part of a failing of our society. why does America still continue to fall behind on education. we have the technology such as virtual reality to totally revolutionize learning yet the system is broken and were teaching the same way we have been for 50 years.

1) I love what I do. 2) I am hoping that moving to a bigger district provides more opportunities to interact with staff and students in a positive environment. 3) I want to continue perfecting my craft. I don't feel like my first year went so hot and I want to continue improving each day alongside my students.

This question was for OSU students only.

End of Report